



**COMMUNITY
FOUNDATION**
OF HARFORD COUNTY

COMMUNITY FOUNDATION OF HARFORD COUNTY INC

CONTENTS

EIN: 01-0880770
Report Generated on: 03/28/2024

Executive Summary	2
Programs & Results	4
Financial Review	6
Operations & Leadership	8

APPENDIX

Key Documents	20
Charity Check Report	21

COMMUNITY FOUNDATION OF HARFORD COUNTY INC

👤

 aka CFHC

📍

 Bel Air, MD

🌐

 www.cfharfordcounty.org

📞

 (443)371-6062

🔗

 View GuideStar Profile



COMMUNITY
FOUNDATION
OF HARFORD COUNTY



MISSION

We are committed to promoting and increasing philanthropy by building and managing permanent endowments and gifts to meet the present and emerging needs of Harford County and its nonprofit community.

EIN

01-0880770

RULING YEAR

2007

IRS SUBSECTION

501(c)(3) Public Charity

FOUNDING YEAR

2007

MAIN ADDRESS

P.O. Box 612
Bel Air, MD
21014

AFFILIATION TYPE

Independent Organization

CONTACT

Ms. Jennifer W Farrell,
Executive Director
(443) 371-6062
jfarrell@cfharfordcounty.org

EXECUTIVE DIRECTOR

Jennifer Farrell

BOARD CHAIR

Michael Allen

SUBJECT AREA

Foundations

Human services

NTEE Code

Community Foundations (T31)

Fund Raising and/or Fund
Distribution (P12)

PROGRAMS

1. General Purpose
Population(s) served:Adults
2. Community Foundation
Population(s) served:Adults
3. Education
Population(s) served:Adults
4. Philanthropy
Population(s) served:Adults

POPULATIONS SERVED

1. Adults

COMPLIANCE

- ✓

IRS Pub 78 Verified as of March 2024
- ✓

IRS BMF 509(a) (1) as of March 12, 2024
- ✗

A-133 Audit Required/Performed?
- ✓

Conflict of Interest Policy
- ✓

Written whistleblower policy
- Section 509(a)(1) organization as referred to in Section 170(b)(1)(A)(vi)

TRANSPARENCY MEASURES

- ✓

Board Practices Reported?
- ✓

Diversity Data Reported?
- 14

Number of Independent Board Members

Programs & Results

PROGRAMS

Source: Self-Reported by Organization, March 2023

General Purpose

Population(s) Served:

General/Unspecified

We are a nonprofit philanthropic organization whose mission is to meet the changing needs and interests of the community for the benefit of Harford County residents. Donations to the foundation are used to support the quality of life in Harford County. Donors may contribute to a specific area of interest, a specific fund, or to provide support for "best mission use." All donations stay local. The ability for multiple donors to aggregate donations for more impact is the very heart of community foundations, thus making a big difference with any contribution.

Community Foundation

Population(s) Served:

General/Unspecified

Over 900 community foundations exist nationwide; all for the same purpose—to make a difference in the community they serve. These organizations meet the National Standards for Community Foundations and work to plan for the long-term and emerging needs of their community. They provide grants to a wide variety of non-profit organizations. They promote philanthropy at its best and encourage public/private partnerships to improve the quality of life of the community they live in.

Education

Population(s) Served:

General/Unspecified

Since 2010, the Community Foundation has been the leading source for post-secondary scholarship funding in Harford County. Our program supports many areas of study, with scholarships funded by generous donors who believe in the value of education.

Philanthropy

Population(s) Served:

General/Unspecified

Named for the year in which Harford County was founded, the 1773 Legacy Society was created to recognize those individuals whose estate planning includes a gift to the Community Foundation of Harford County. Often called the ultimate gift, these very special bequests will be the final charitable gifts from the following individuals, yet their legacy lives on through the fund created at CFHC:

CHARTING IMPACT

What is the organization aiming to accomplish?

MISSION: The Community Foundation of Harford County (CFHC) is a 501(c)3 non-profit foundation that is committed to promoting and increasing philanthropy by building and managing permanent endowments and gifts to meet the present and emerging needs of Harford County and its nonprofit community.

INTRODUCTION: Founded in 2007, the CFHC exists as a means for local citizens to make a difference in their community, managing funds to ensure that every charitable dollar contributed generates the greatest possible impact over an extended time. The funds represent the varied interests and objectives of their donors, matching them with like-minded charities in the community. Contributions made are used to build permanently endowed funds for philanthropic purposes and the income generated by these endowments is used to make grants to local nonprofit organizations. To fund these initiatives, a consistent revenue stream coupled with a strong investment policy is needed.

Goal 1: Serve as a credible and reliable steward of charitable gifts in order to build funds and permanent endowments for future generations.

CFHC connects donors to the causes they care most about and helps them build permanent legacies for the community they love.

Goal 2: Strengthen CFHC's organizational capacity and operational efficiency.

CFHC requires an active and diverse Board of Directors, knowledgeable staff, consistent financial support, and streamlined administrative processes.

Goal 3: Ensure a stable and growing base of operational financial support.

CFHC works to build a diverse network of consistent revenue streams, ensuring that all contributions are used wisely for mission support.

Goal 4: Increase public awareness of CFHC, its mission, services, and impact.

CFHC strives to enhance its profile in the community to attract new donors, increase the holdings of component funds, and create lasting impact.

Goal 5: Create long-term sustainable impact for the community through grant making.

CFHC builds funds for philanthropic purposes and carries out donor intent by making charitable grants to local nonprofit organizations and scholarships.

What are the organization's key strategies for making this happen?

We are a nonprofit philanthropic organization whose mission is to meet the changing needs and interests of the community for the benefit of Harford County residents. Donations to the foundation are used to support the quality of life in Harford County. Donors may contribute to a specific area of interest, a specific fund, or to provide support for "best mission use." All donations stay local. The ability for multiple donors to aggregate donations for more impact is the very heart of community foundations, thus making a big difference with any contribution.

Financials

FISCAL YEAR START: 07/01
FISCAL YEAR END: 06/30

FINANCIALS QUICK VIEW

Surpluses in last 5 years	5
Negative Net Assets in past 5 years	0

Financial Trends Analysis

Business Model Indicators

Created in Partnership with



Profitability	2018	2019	2020	2021	2022
Unrestricted surplus (deficit) before depreciation	\$13,976	\$66,660	-\$95,462	\$89,108	\$3,154
As a % of expenses	5.5%	12.7%	-29.2%	30.3%	1.2%
Unrestricted surplus (deficit) after depreciation	\$13,976	\$66,660	-\$95,462	\$89,108	\$3,154
As a % of expenses	5.5%	12.7%	-29.2%	30.3%	1.2%
Revenue Composition					
Total revenue (unrestricted & restricted)	\$605,756	\$586,221	\$552,992	\$714,505	\$869,852
Total revenue, % change over prior year	24.7%	-3.2%	-5.7%	29.2%	21.7%
Program services revenue	0.0%	0.0%	0.0%	0.9%	0.8%
Membership dues	0.0%	0.0%	0.0%	0.0%	0.0%
Investment income	10.3%	12.2%	39.0%	3.4%	13.1%
Government grants	0.0%	4.3%	1.8%	10.4%	1.1%
All other grants and contributions	90.8%	84.8%	59.2%	77.8%	85.2%
Other revenue	-1.1%	-1.2%	0.0%	7.5%	-0.3%
Expense Composition					
Total expenses before depreciation	\$255,518	\$526,709	\$327,038	\$294,001	\$263,750
Total expenses, % change over prior year	49.1%	106.1%	-37.9%	-10.1%	-10.3%
Personnel	32.8%	13.9%	37.0%	37.0%	42.2%
Professional Fees	5.0%	9.7%	10.8%	12.4%	13.7%
Occupancy	0.0%	0.0%	0.0%	0.0%	0.0%
Interest	0.0%	0.0%	0.0%	0.0%	0.0%
Pass-Through	49.4%	69.7%	40.7%	43.9%	35.1%
All other expenses	12.9%	6.7%	11.6%	6.7%	9.0%

Financial Trends Analysis, continued

Moving Toward Full Cost Coverage

Full Cost Components (estimated)	2018	2019	2020	2021	2022
Total Expenses (after depreciation)	\$255,518	\$526,709	\$327,038	\$294,001	\$263,750
One Month of Savings	\$21,293	\$43,892	\$27,253	\$24,500	\$21,979
Debt Principal Repayment	\$0	\$0	\$0	\$0	\$0
Fixed Asset Additions	\$0	\$0	\$0	\$0	\$0
Total Full Costs (estimated)	\$276,811	\$570,601	\$354,291	\$318,501	\$285,729

Capital Structure Indicators

Liquidity					
Months of cash	18.4	4.8	9.4	10.5	11.2
Months of cash and investments	82.7	41.2	70.8	118.7	138.8
Months of estimated liquid unrestricted net assets	9.6	6.2	6.5	10.8	12.2
Balance Sheet Composition					
Cash	\$391,301	\$212,231	\$256,278	\$256,824	\$246,284
Investments	\$1,368,934	\$1,596,765	\$1,673,605	\$2,650,566	\$2,803,720
Receivables	\$0	\$0	\$0	\$0	\$0
Gross land, buildings, and equipment (LBE)	\$1,812	\$1,812	\$1,812	\$1,812	\$0
Accumulated depreciation (% of LBE)	100.0%	100.0%	100.0%	100.0%	0.0%
Liabilities (as % of assets)	1.4%	1.3%	23.9%	25.8%	21.6%
Unrestricted net assets	\$205,400	\$272,060	\$176,598	\$265,706	\$268,860
Temporarily restricted net assets	\$494,886	\$347,082	N/A	N/A	N/A
Permanently restricted net assets	\$1,036,418	\$1,177,588	N/A	N/A	N/A
Total restricted net assets	\$1,531,304	\$1,524,670	\$1,297,299	\$1,892,102	\$2,124,542
Total net assets	\$1,736,704	\$1,796,730	\$1,473,897	\$2,157,808	\$2,393,402

Key Data Checks

Material Data Errors	2018	2019	2020	2021	2022
	No	No	No	No	No

Note: This issue is relevant to a small number of organizations: The nonprofit subject(s) of this report may have affiliates. The Form 990 data may not include information about any or all potential affiliates. If an organization does have affiliates and these affiliates have substantial financial activity, the financial data in this report may not present a comprehensive picture of the nonprofit's financial condition.Please consult the 990s of any potentially related affiliates for additional information.

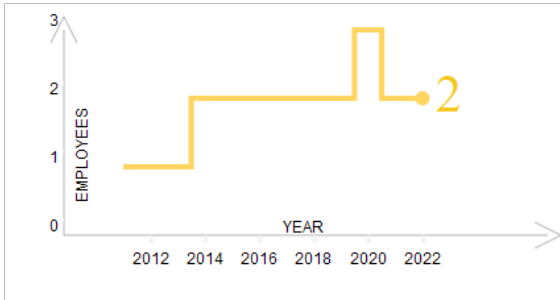
- ☒ [Formulas for key metrics](#)
- ☒ ['Key Revenue & Expense Data from Form 990'](#)
- ☒ ['Key Balance Sheet Data from Form 990'](#)

Operations

Source: Self-Reported by Organization, March 2023

NUMBER OF EMPLOYEES

Source: IRS Form 990



EXECUTIVE DIRECTOR

Ms. Jennifer Farrell

BOARD CHAIR

Michael Allen

Harford Bank

Term: 2023 - 2021

BOARD MEMBERS

Jayne Klein

Klein's ShopRite

Scott Elliott

Harford Bank

Michael Allen

Harford Bank

Mary-Dulaney James

Partner, Law Offices of Mary-Dulany James

Joseph Boddiford, III

Morgan Stanley

Frederick Merchant

Retired Community Leader

Alex Allman

Offit Kurman

Joseph Ayler

Tar Heel Construction Group

Gregory Bowser

Safe Harbor Retirement Planners

Gilbert Kennedy

Har-co Credit Union

Stephanie McGuire

Ellin & Tucker

Carmen Mirabile

Freedom Federal Credit Union

Gregory Repas

McCormick & Company

Deborah Turner

DMT Investments

Eric McLauchlin

PK Law

James Welch

BCV Realty

Cheryl Brown

State of Maryland Retired

OFFICERS, DIRECTORS, TRUSTEES, AND KEY EMPLOYEES

FISCAL YEAR 2022

Name	Title	Compensation	Other	Related
Michael Allen	Chair	\$0	\$0	\$0
Jos Boddiford	Vice Chair	\$0	\$0	\$0
Fred Merchant	Secretary	\$0	\$0	\$0
M Dulaneyjames	Treasurer	\$0	\$0	\$0
Alex Allman	Director	\$0	\$0	\$0
Joseph Ayler	Director	\$0	\$0	\$0
Gregory Bowser	Director	\$0	\$0	\$0
J Cunningham	Director	\$0	\$0	\$0
Denise Dregier	Director	\$0	\$0	\$0
M Scottelliott	Director	\$0	\$0	\$0
Gilbertkennedy	Director	\$0	\$0	\$0
Carmenmirabile	Director	\$0	\$0	\$0
S McGuire	Director	\$0	\$0	\$0
Gregory Repas	Director	\$0	\$0	\$0

OFFICERS, DIRECTORS, TRUSTEES, AND KEY EMPLOYEES

FISCAL YEAR 2021

Name	Title	Compensation	Other	Related
Jayne Klein	Chair	\$0	\$0	\$0
Michael Allen	Vice Chair	\$0	\$0	\$0
Mary-dulaney	Secretary	\$0	\$0	\$0
Jos Boddiford	Treasurer	\$0	\$0	\$0
Joseph Ayler	Director	\$0	\$0	\$0
Gregory Bowser	Director	\$0	\$0	\$0
J Cunningham	Director	\$0	\$0	\$0
Denise Dreiger	Director	\$0	\$0	\$0
M Scott Elliot	Director	\$0	\$0	\$0
Kennethferrara	Director	\$0	\$0	\$0
Fred Merchant	Director	\$0	\$0	\$0
Carmen Mirable	Director	\$0	\$0	\$0
Carolyn Pizzut	Director	\$0	\$0	\$0
Deborah Turner	Director	\$0	\$0	\$0

OFFICERS, DIRECTORS, TRUSTEES, AND KEY EMPLOYEES

FISCAL YEAR 2020

Name	Title	Compensation	Other	Related
Rota Knott	Exec Director	\$51,155	\$0	\$0
J Farrell	Exec Director	\$24,615	\$0	\$0
Jayne Klein	President	\$0	\$0	\$0
Ken Ferrara	Vice President	\$0	\$0	\$0
CarolynPizzuto	Secretary	\$0	\$0	\$0
Michael Allen	Treasurer	\$0	\$0	\$0
Kathleen Beck	Director	\$0	\$0	\$0
Joe Boddiford	Director	\$0	\$0	\$0
JesseCunnigham	Director	\$0	\$0	\$0
Denise Dreiger	Director	\$0	\$0	\$0
Scott Elliott	Director	\$0	\$0	\$0
Mary Dulany	James Director	\$0	\$0	\$0
Fred Merchant	Director	\$0	\$0	\$0
Deborah Turner	Director	\$0	\$0	\$0

OFFICERS, DIRECTORS, TRUSTEES, AND KEY EMPLOYEES

FISCAL YEAR 2019

Name	Title	Compensation	Other	Related
Rota Knott	Executive Dirrector	\$39,808	\$0	\$0
Jayne Klein	President	\$0	\$0	\$0
Ken Ferrara	Vice President	\$0	\$0	\$0
Carlyn Pizzuto	Secretary	\$0	\$0	\$0
Michael Allen	Treasurer	\$0	\$0	\$0
Jesse Bane	Director	\$0	\$0	\$0
Kathleen Beck	Director	\$0	\$0	\$0
Joe Boddiford	Director	\$0	\$0	\$0
Denise Dreiger	Director	\$0	\$0	\$0
Scott Elliott	Director	\$0	\$0	\$0
M Dulany-James	Director	\$0	\$0	\$0
Ed Kouneski	Director	\$0	\$0	\$0
Pat. Pollard	Director	\$0	\$0	\$0
Deborah Turner	Executive Director	\$0	\$0	\$0

OFFICERS, DIRECTORS, TRUSTEES, AND KEY EMPLOYEES

FISCAL YEAR 2018

Name	Title	Compensation	Other	Related
Jayne Klein	President	\$0	\$0	\$0
Ken Ferrara	Vice President	\$0	\$0	\$0
C Pizzuto	Secretary	\$0	\$0	\$0
Scott Elliott	Treasurer	\$0	\$0	\$0
Michael Allen	Director	\$0	\$0	\$0
Kathleen Beck	Director	\$0	\$0	\$0
Denise Dregier	Director	\$0	\$0	\$0
James Fielder	Director	\$0	\$0	\$0
M Dulaneyjames	Director	\$0	\$0	\$0
E Kouneski	Director	\$0	\$0	\$0
Pat Pollard	Director	\$0	\$0	\$0
Benny Walker	Director	\$0	\$0	\$0

HIGHEST PAID EMPLOYEES

FISCAL YEAR 2022

Name	Title	Compensation	Other	Related
Jen Farrell	Exec Director	\$86,157	\$0	\$0

HIGHEST PAID EMPLOYEES

FISCAL YEAR 2021

Name	Title	Compensation	Other	Related
Jen Farrell	Exec Director	\$80,961	\$0	\$0

Contractors

FISCAL YEAR 2022

Name	Address	Type of Service	Compensation
None-na		N/A	

Contractors

FISCAL YEAR 2021

Name	Address	Type of Service	Compensation
None-na		N/A	

Contractors

FISCAL YEAR 2020

Name	Address	Type of Service	Compensation
None		N/A	

Paid Preparers

FISCAL YEAR 2022

Firm Name	Firm EIN	Firm Address	Firm Phone
Leo J Knighton CPA	743225039	900A South Main Street, Bel Air MD 21014	4108937652

Paid Preparers

FISCAL YEAR 2021

Firm Name	Firm EIN	Firm Address	Firm Phone
Leo J Knighton CPA	743225039	900A South Main Street Suite 101, Bel Air MD 21014	4108937652

Paid Preparers

FISCAL YEAR 2020

Firm Name	Firm EIN	Firm Address	Firm Phone
Leo J Knighton CPA	74-3225039	900A South Main Street Ste 101, Bel Air MD 21014 USA	410-893-7652

BOARD LEADERSHIP PRACTICES

GuideStar worked with BoardSource, the national leader in nonprofit board leadership and governance, to create this section, which enables organizations and donors to transparently share information about essential board leadership practices.

BOARD ORIENTATION & EDUCATION

Does the board conduct a formal orientation for new board members and require all board members to sign a written agreement regarding their roles, responsibilities, and expectations?

Yes

CEO OVERSIGHT

Has the board conducted a formal, written assessment of the chief executive within the past year?

Yes

ETHICS & TRANSPARENCY

Have the board and senior staff reviewed the conflict-of-interest policy and completed and signed disclosure statements in the past year?

Yes

BOARD COMPOSITION

Does the board ensure an inclusive board member recruitment process that results in diversity of thought and leadership?

Yes

BOARD PERFORMANCE

Has the board conducted a formal, written self-assessment of its performance within the past three years?

Yes

Organizational Demographics

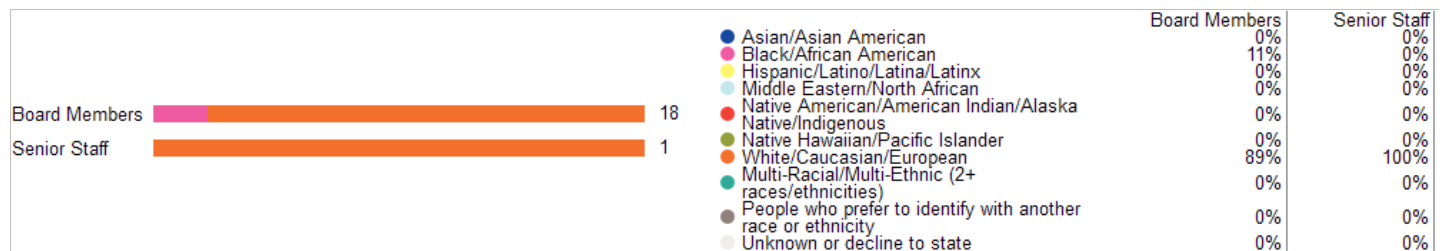
Who works and leads organizations that serve our diverse communities? This organization has voluntarily shared information to answer this important question and to support sector-wide learning. GuideStar partnered on this section with CHANGE Philanthropy and Equity in the Center.

Leadership

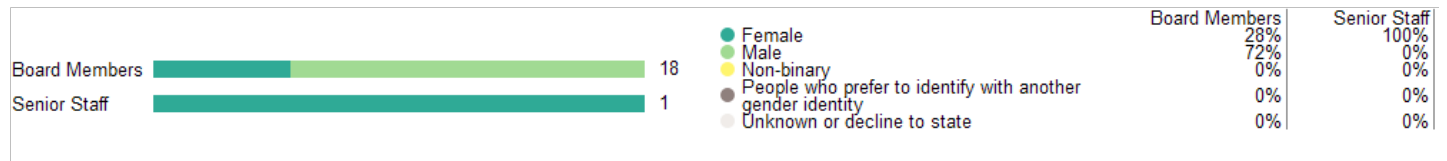
The organization's leader identifies as:

Race & Ethnicity	White/Caucasian/European
Gender Identity	Female, Not transgender
Sexual Orientation	Gay, Lesbian, Bisexual, or other sexual orientations in the LGBTQIA+ community
Disability Status	Decline to state

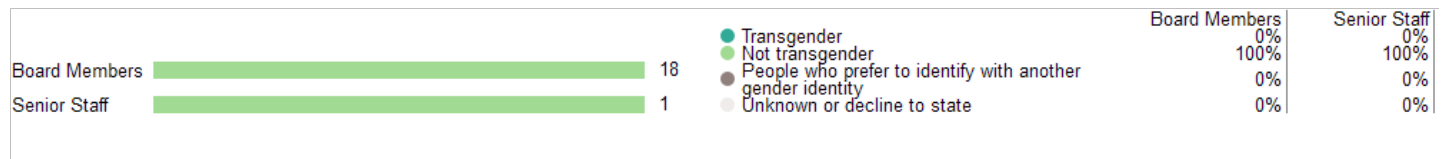
Race & Ethnicity



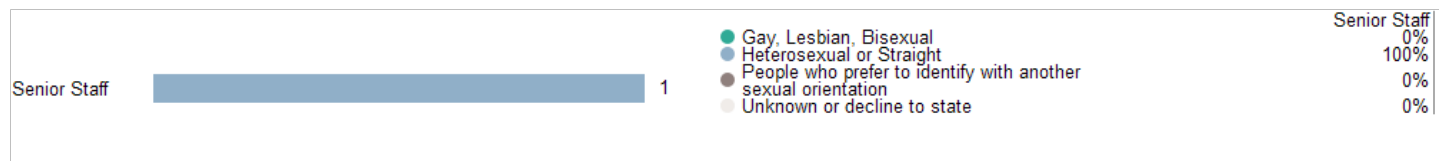
Gender Identity



Transgender Identity



Sexual Orientation



Disability

No data.

We do not display staff or senior staff disability information for organizations with fewer than 15 staff.

Appendix

Key Documents

IRS Forms 990	2022 990
	2021 990
	2020 990
	2019 990
	2018 990
IRS Forms 990T	Not Available
Audited Financial Statements	2021 Audited Financial Statement
	2017 Audited Financial Statement
	2016 Audited Financial Statement
Key Organization Documents	Letter of Determination
	2013 Annual Report
	'Key Revenue & Expense Data from Form 990'
	'Key Balance Sheet Data from Form 990'

COMMUNITY FOUNDATION OF HARFORD COUNTY INC

Aka CFHC

P.O. Box 612
Bel Air, MD 21014

- ✓ Foundation Status Code: PC*
- ✓ Public charity described in section 509(a)(1) or (2)

IRS Publication 78 Details



Organization name	Location	Most recent IRS Publication 78
Community Foundation of Harford County Inc.	Bel Air, MD	March 2024
EIN	Deductibility status description	Verified with most recent Internal Revenue Bulletin
01-0880770	A public charity (50% deductibility limitation).	March 25, 2024

IRS Business Master File Details



Organization name	Most recent IRS BMF	Reason for Non-Private Foundation Status
COMMUNITY FOUNDATION OF HARFORD COUNTY INC	March 12 2024	Section 509(a)(1) organization as referred to in Section 170(b)(1)(A)(vi)
EIN	IRS subsection	Ruling date
01-0880770	This organization is a 501(c)(3) Public Charity	12/2007
This organization was not included in the Office of Foreign Assets Control Specially Designated Nationals (SDN) list.		

On September 8, 2011, the IRS issued [regulations](#) which eliminated the advance ruling process for a section 501(c)(3) organization. [Learn more](#)

* The Foundation Status Code is the code that foundations are required to provide for each grantee annually on part XV of Form 990PF. Note that this code cannot be derived in some cases (e.g., supporting organizations for which 'type' can't be determined).

[IRS Revenue Procedure 2011-33](#) allows grantors to rely on third-party resources, such as GuideStar Charity Check, to obtain required Business Master File (BMF) data concerning a potential grantee's public charity classification under section 509 (a) (1), (2) or (3).

GuideStar Charity Check Data Sources

- GuideStar acquires all IRS data directly from the Internal Revenue Service.
- The [IRS Automatic Revocation of Exemption List](#) contains organizations that have had their federal tax-exempt status automatically revoked for failing to file an annual return or notice with the IRS for three consecutive years.
- [IRS Publication 78 \(Cumulative List of Organizations\)](#) lists organizations that have been recognized by the Internal Revenue Service as eligible to receive tax-deductible contributions.
- The Foundation Status Code is a value derived by mapping the codes found on the [990PF filing instructions](#) to the corresponding codes in the IRS BMF. Note that not all codes are able to be mapped due to insufficient data.
- The [IRS Internal Revenue Bulletin](#) (IRB) lists changes in charitable status since the last Publication 78 release. Between the release of IRS Publication 78 and the subsequent IRS Internal Revenue Bulletin, the IRB date will reflect the most recent release date of IRS Publication 78.
- The Office of Foreign Assets Control (OFAC) [Specially Designated Nationals \(SDN\) list](#) organizations that are owned or controlled by targeted individuals, groups, and entities, such as terrorists or narcotics traffickers. Their assets are blocked and U.S. persons are generally prohibited from dealing with them.
- The [IRS Business Master File](#) lists approximately 1.7 million nonprofits registered with the IRS as tax-exempt organizations.