



Jane Addams Peace Association Inc

CONTENTS


EIN: 13-1871554
Report Generated on: 03/28/2024


Executive Summary	2
Programs & Results	4
Financial Review	7
Operations & Leadership	9


APPENDIX

Key Documents	20
Charity Check Report	21

Jane Addams Peace Association Inc

 New York City, NY

 <https://www.janeaddamschildrensbookaward.org>

 212-682-8830

 [View GuideStar Profile](#)



MISSION

The Mission of the Jane Addams Peace Association is to deepen understanding of peace and justice for children and their adults through reflection, dialogue, and social action. In the tradition of peace activist Jane Addams we value: Changemaking: We work with and learn from others as we together make a positive difference in our communities and world. Empathy: We seek to understand the perspective and experience of others by engaging in dialogue and heartfelt reflection. Respect: We honor the dignity and inherent strengths of each individual, group, and community. Justice: We actively promote equity in access, meaningful participation, and rights for the diverse people and groups that make up our world. Youth: We honor and value youth as changemakers in their communities and in the world

EIN

13-1871554

RULING YEAR

1995

IRS SUBSECTION

501(c)(3) Public Charity

MAIN ADDRESS

276 5th Ave Rm 704 Pmb 45
New York, NY
10001

AFFILIATION TYPE

Independent Organization

CONTACT

Angela Medina
execdirector@janeaddamspeace.org
e.org

PRINCIPAL OFFICER

Angela Medina

BOARD CHAIR

Jenel Giles

SUBJECT AREA

Human rights

Goodwill promotion

International peace and security

NTEE Code

International Peace and Security (Q40)

PROGRAMS

1. Books In Their Hands

Population(s) served:Ethnic and racial groups, Economically disadvantaged people, Immigrants and migrants, Heterosexuals, LGBTQ people

POPULATIONS SERVED

- 1. LGBTQ people
- 2. Ethnic and racial groups
- 3. Immigrants and migrants
- 4. Economically disadvantaged people
- 5. At-risk youth

COMPLIANCE

- ✓ IRS Pub 78 Verified as of March 2024
- ✓ IRS BMF 509(a) (1) as of March 12, 2024
- ✗ A-133 Audit Required/Performed?
- ✓ Conflict of Interest Policy
- ✗ Written whistleblower policy

Section 509(a)(1) organization as referred to in Section 170(b)(1)(A)(vi)

TRANSPARENCY MEASURES

- ✓ Board Practices Reported?
- ✓ Diversity Data Reported?
- 11 Number of Independent Board Members

Programs & Results

PROGRAMS

Source: Self-Reported by Organization,
January 2024

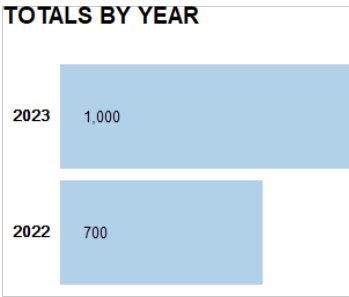
Books In Their Hands

Population(s) Served: n/a

Books In Their Hands is a national program offered to low- income schools to bring a Jane Addams award winning Author/Illustrator to the classrooms to present and discuss their book to the class. Jane Addams donates a book to each student in those classes so they can own their own book. Jane Addams books effectively engage children thinking about peace, social justice, global community, and equality for all people.

RESULTS

Number of students who value social harmony

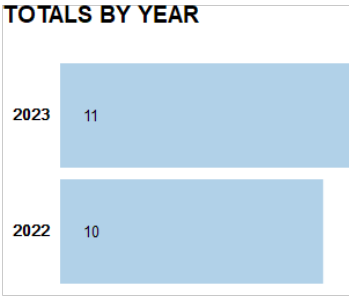


Population(s) Served: No target populations selected

Related program: Books In Their Hands

Notes: In serving 1,000 students with our Books In Their Hands Programs, every student valued social harmony.

Number of links and collaborations with external organizations that support student learning and its priority tasks



Population(s) Served: No target populations selected

Related program: Books In Their Hands

Notes: We increased our collaborations with 5 schools in 2023 and 6 different authors and serving more classrooms.

CHARTING IMPACT

What is the organization aiming to accomplish?

The Jane Addams Peace Association is looking to expand the Books In Their Hands program through increasing partnerships with libraries and schools in addition to supporting dialogue with students about social justice, equity and peace. In addition, we are looking to broaden the awareness of the Jane Addams Children's Book Award, the only social justice book award in the country.

What are the organization's key strategies for making this happen?

- Expand Books In their Hands programs to reach over 1,000 students annually.
 - Increase awareness of the Jane Addams Book Award Authors so teachers can incorporate these books in their curriculum.
 - Add more curriculum study guides for these books so teachers can easily access and incorporate with the books in their curriculum
 - Partner with more libraries and publishers to expand the reach of Books In their Hands, allowing more students to receive a copy of their book and receive a visit from an award-winning author dedicated to social justice, peace and equity
-

What are the organization's capabilities for doing this?

- We reached 1,000 students in 2023 and believe with continued development efforts to financially support this work we can reach more.
 - We have created study guides o pair with our author visits to engage students in thoughtful dialogue on social justice, peace, and equity.
 - We have already established partnerships with three libraries and have partnered with five publishers to offer a discounted rate on the books.
-

What have and haven't they accomplished so far?

- We reached 1,00 students in 2023 and have some partnerships setup in the pipeline for 2024.
- We renewed three foundation grants in 2023.
- We have expanded our outreach to several conferences, social groups, et cetera.
- We increased our donors in 2023 from 2022.
- We have partnered with three libraries in 2023.

Financials

FISCAL YEAR START: 01/01
FISCAL YEAR END: 12/31

FINANCIALS QUICK VIEW

Surpluses in last 5 years	2
Negative Net Assets in past 5 years	0

Financial Trends Analysis

Business Model Indicators

Created in Partnership with



Profitability	2018	2019	2020	2021	2022
Unrestricted surplus (deficit) before depreciation	-\$34,038	\$186,144	\$285,801	\$221,304	-\$323,974
As a % of expenses	-38.2%	172.8%	361.4%	156.8%	-134.2%
Unrestricted surplus (deficit) after depreciation	-\$34,038	\$186,144	\$285,801	\$221,263	-\$324,223
As a % of expenses	-38.2%	172.8%	361.4%	156.8%	-134.2%
Revenue Composition					
Total revenue (unrestricted & restricted)	\$43,149	\$31,849	\$60,363	\$329,847	\$500,750
Total revenue, % change over prior year	-72.3%	-26.2%	89.5%	446.4%	51.8%
Program services revenue	6.3%	22.2%	3.7%	2.2%	0.0%
Membership dues	0.0%	0.0%	0.0%	0.0%	0.0%
Investment income	51.4%	5.8%	75.5%	17.4%	25.9%
Government grants	0.0%	0.0%	0.0%	0.0%	5.0%
All other grants and contributions	55.1%	83.1%	7.9%	8.0%	13.0%
Other revenue	-12.8%	-11.1%	12.9%	72.4%	56.1%
Expense Composition					
Total expenses before depreciation	\$89,068	\$107,711	\$79,086	\$141,098	\$241,355
Total expenses, % change over prior year	-84.9%	20.9%	-26.6%	78.4%	71.1%
Personnel	14.7%	22.3%	0.0%	0.0%	50.8%
Professional Fees	24.1%	24.8%	75.6%	63.2%	40.0%
Occupancy	10.1%	8.5%	11.4%	0.0%	0.0%
Interest	0.0%	0.0%	0.0%	0.0%	0.0%
Pass-Through	0.9%	0.7%	1.4%	16.2%	0.0%
All other expenses	50.3%	43.7%	11.6%	20.6%	9.3%

Financial Trends Analysis, continued

Moving Toward Full Cost Coverage

Full Cost Components (estimated)	2018	2019	2020	2021	2022
Total Expenses (after depreciation)	\$89,068	\$107,711	\$79,086	\$141,139	\$241,604
One Month of Savings	\$7,422	\$8,976	\$6,591	\$11,758	\$20,113
Debt Principal Repayment	\$0	\$0	\$0	\$0	\$0
Fixed Asset Additions	\$0	\$0	\$0	\$1,243	\$0
Total Full Costs (estimated)	\$96,490	\$116,687	\$85,677	\$154,140	\$261,717

Capital Structure Indicators

Liquidity					
Months of cash	5.9	12.4	15.1	14.3	7.8
Months of cash and investments	117.1	122.1	214.4	142.3	63.3
Months of estimated liquid unrestricted net assets	92.7	97.4	176.0	117.4	52.5
Balance Sheet Composition					
Cash	\$43,539	\$111,325	\$99,772	\$168,091	\$156,190
Investments	\$825,539	\$985,038	\$1,312,987	\$1,504,752	\$1,117,733
Receivables	\$3,307	\$1,583	\$190	\$488	\$9,152
Gross land, buildings, and equipment (LBE)	\$23,804	\$23,804	\$23,804	\$25,047	\$1,243
Accumulated depreciation (% of LBE)	100.0%	100.0%	100.0%	95.2%	23.3%
Liabilities (as % of assets)	2.7%	2.3%	1.9%	1.9%	1.9%
Unrestricted net assets	\$688,036	\$874,180	\$1,159,981	\$1,381,244	\$1,057,021
Temporarily restricted net assets	\$109,111	N/A	N/A	N/A	N/A
Permanently restricted net assets	\$1,272,490	N/A	N/A	N/A	N/A
Total restricted net assets	\$1,381,601	\$1,606,464	\$1,766,300	\$1,924,999	\$1,489,997
Total net assets	\$2,069,637	\$2,480,644	\$2,926,281	\$3,306,243	\$2,547,018

Key Data Checks

Material Data Errors	2018	2019	2020	2021	2022
	No	No	No	No	No

Note: This issue is relevant to a small number of organizations: The nonprofit subject(s) of this report may have affiliates. The Form 990 data may not include information about any or all potential affiliates. If an organization does have affiliates and these affiliates have substantial financial activity, the financial data in this report may not present a comprehensive picture of the nonprofit's financial condition.Please consult the 990s of any potentially related affiliates for additional information.

- ☒ [Formulas for key metrics](#)
- ☒ ['Key Revenue & Expense Data from Form 990'](#)
- ☒ ['Key Balance Sheet Data from Form 990'](#)

Operations

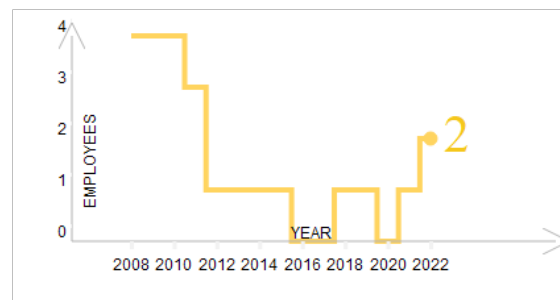
Source: Self-Reported by Organization, January 2024

PRINCIPAL OFFICER

Angela Medina

NUMBER OF EMPLOYEES

Source: IRS Form 990



BOARD CHAIR

Jenel Giles

Jane Addams Peace Association

Term: 2022 - 2025

BOARD MEMBERS

Patricia Wong

Tatesha Clark

Jenel Giles

Lucia Gonzalez

Sherille Raymond

Isadora Carreras

Lisa Smith

Jenice Mateo-Toledo

Jeffrey Merino

Josie Bustos-Pelayo

Ross Jordan

OFFICERS, DIRECTORS, TRUSTEES, AND KEY EMPLOYEES

FISCAL YEAR 2022

Name	Title	Compensation	Other	Related
Jennifer Brown	PRESIDENT (STARTED 10/16/22)	\$0	\$0	\$0
Jenel Giles	VICE PRESIDENT (STARTED 10/16/22)	\$0	\$0	\$0
Alicia Angemeer	SECRETARY	\$0	\$0	\$0
Lisa Smith	TREASURER (STARTED 10/16/22)	\$0	\$0	\$0
Robert Braylock	BOARD MEMBER	\$0	\$0	\$0
Juli-anne Benjamin	BOARD MEMBER	\$0	\$0	\$0
Jane Barrer	BOARD MEMBER	\$0	\$0	\$0
Jenice Mateo-Toledo	BOARD MEMBER	\$0	\$0	\$0
Jeffrey Merino	BOARD MEMBER	\$0	\$0	\$0
Isadora Carerras	BOARD MEMBER	\$0	\$0	\$0
Ross Stantos Jordan	BOARD MEMBER	\$0	\$0	\$0
Susan Freiss	PRESIDENT (RESIGNED 10/16/22)	\$0	\$0	\$0
Andrew Medlar	TREASURER (RESIGNED 10/16/22)	\$0	\$0	\$0
Rachel Vinciquerra	BOARD MEMBER (RESIGNED 10/16/22)	\$0	\$0	\$0
Tracey Grace	BOARD MEMBER (RESIGNED 10/16/22)	\$0	\$0	\$0
Zia Meyer	BOARD MEMBER (RESIGNED 10/16/22)	\$0	\$0	\$0

OFFICERS, DIRECTORS, TRUSTEES, AND KEY EMPLOYEES

FISCAL YEAR 2021

Name	Title	Compensation	Other	Related
Susan Freiss	President	\$0	\$0	\$0
Rachel Vinciguerra	Vice President	\$0	\$0	\$0
Andrew Medlar	Treasurer	\$0	\$0	\$0
Robert Braylock	BOARD MEMBER	\$0	\$0	\$0
Jane Barrer	BOARD MEMBER	\$0	\$0	\$0
Tracey Grace	BOARD MEMBER	\$0	\$0	\$0
Jennifer Brown	BOARD MEMBER	\$0	\$0	\$0
Juli-anne Benjamin	BOARD MEMBER	\$0	\$0	\$0
Zia Meyer	BOARD MEMBER	\$0	\$0	\$0
Alicia Angemeer	CO-PRESIDENT	\$0	\$0	\$0

OFFICERS, DIRECTORS, TRUSTEES, AND KEY EMPLOYEES

FISCAL YEAR 2020

Name	Title	Compensation	Other	Related
Susan Freiss	President	\$0	\$0	\$0
Rachel Vinciguerra	Vice President	\$0	\$0	\$0
Andrew Medlar	Treasurer	\$0	\$0	\$0
Robert Braylock	BOARD MEMBER	\$0	\$0	\$0
Jane Barrer	BOARD MEMBER	\$0	\$0	\$0
Tracey Grace	BOARD MEMBER	\$0	\$0	\$0
Jennifer Brown	BOARD MEMBER	\$0	\$0	\$0
July Ann Benjamin	BOARD MEMBER	\$0	\$0	\$0
Zia Meyer	BOARD MEMBER	\$0	\$0	\$0
Betrice Lopez	BOARD MEMBER	\$0	\$0	\$0
Alicia Angemeer	Board member	\$0	\$0	\$0

OFFICERS, DIRECTORS, TRUSTEES, AND KEY EMPLOYEES

FISCAL YEAR 2019

Name	Title	Compensation	Other	Related
Susan Freiss	President	\$0	\$0	\$0
Laura Ann Ferea	Vice President	\$0	\$0	\$0
Andrew Medlar	Treasurer	\$0	\$0	\$0
Rachael Vinciguerra	BOARD MEMBER	\$0	\$0	\$0
Detra Price-Dennis	BOARD MEMBER	\$0	\$0	\$0
Tura Campanella Cook	EX OFFICIO MEMB	\$0	\$0	\$0

OFFICERS, DIRECTORS, TRUSTEES, AND KEY EMPLOYEES

FISCAL YEAR 2018

Name	Title	Compensation	Other	Related
Tura Campanella Cook	President	\$0	\$0	\$0
Susan Griffith	Vice President	\$0	\$0	\$0
Laura Ann Fernea	Treasurer	\$0	\$0	\$0
Susan Freiss	BOARD MEMBER	\$0	\$0	\$0
Detra Price-Dennis	BOARD MEMBER	\$0	\$0	\$0

HIGHEST PAID EMPLOYEES

FISCAL YEAR 2022

Name	Title	Compensation	Other	Related
Angela Medina	EXECUTIVE DIRECTOR	\$110,909	\$0	\$0

Paid Preparers

FISCAL YEAR 2022

Firm Name	Firm EIN	Firm Address	Firm Phone
RICH AND BANDER LLP	20-2747426	79 Madison Avenue 2nd Floor, New York NY 10016 USA	212-684-2470

Paid Preparers

FISCAL YEAR 2021

Firm Name	Firm EIN	Firm Address	Firm Phone
Gruber Palumberi Raffaele Fried CPAs PC	132696850	7 Penn Plaza Suite 310, New York NY 10001	2125860800

Paid Preparers

FISCAL YEAR 2020

Firm Name	Firm EIN	Firm Address	Firm Phone
Gruber Palumberi Raffaele Fried CPAs PC	132696850	7 Penn Plaza Suite 310, New York NY 10001	2125860800

BOARD LEADERSHIP PRACTICES

GuideStar worked with BoardSource, the national leader in nonprofit board leadership and governance, to create this section, which enables organizations and donors to transparently share information about essential board leadership practices.

BOARD ORIENTATION & EDUCATION

Does the board conduct a formal orientation for new board members and require all board members to sign a written agreement regarding their roles, responsibilities, and expectations?

Yes

CEO OVERSIGHT

Has the board conducted a formal, written assessment of the chief executive within the past year?

Yes

ETHICS & TRANSPARENCY

Have the board and senior staff reviewed the conflict-of-interest policy and completed and signed disclosure statements in the past year?

Yes

BOARD COMPOSITION

Does the board ensure an inclusive board member recruitment process that results in diversity of thought and leadership?

Yes

BOARD PERFORMANCE

Has the board conducted a formal, written self-assessment of its performance within the past three years?

Not Applicable

Organizational Demographics


Who works and leads organizations that serve our diverse communities? This organization has voluntarily shared information to answer this important question and to support sector-wide learning. GuideStar partnered on this section with CHANGE Philanthropy and Equity in the Center.

Leadership


The organization's leader identifies as:

Race & Ethnicity	Hispanic/Latino/Latina/Latinx
Gender Identity	Female, Not transgender
Sexual Orientation	Gay, Lesbian, Bisexual, or other sexual orientations in the LGBTQIA+ community
Disability Status	Person without a disability

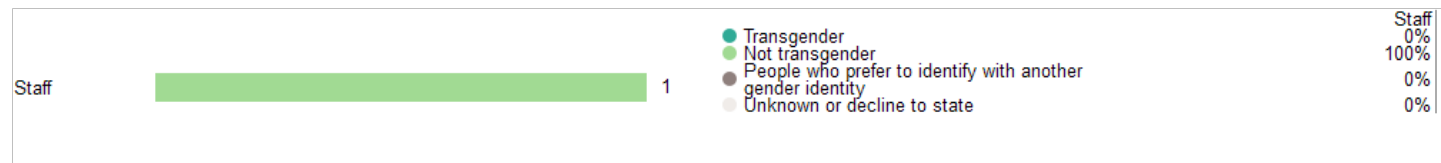
Race & Ethnicity



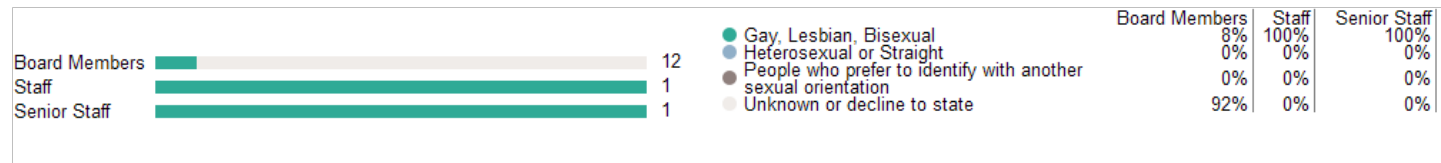
Gender Identity



Transgender Identity



Sexual Orientation



Disability

No data.

We do not display staff or senior staff disability information for organizations with fewer than 15 staff.

Equity Strategies *Last Updated: 08/31/2022*

Candid partnered with Equity in the Center - a project that works to shift mindsets, practices, and systems within the social sector to increase racial equity - to create this section. [Learn More](#)

Data

- ✓ We review compensation data across the organization (and by staff levels) to identify disparities by race.
- ✓ We ask team members to identify racial disparities in their programs and/or portfolios.
- ✓ We analyze disaggregated data and root causes of race disparities that impact the organization's programs, portfolios, and the populations served.
- ✓ We disaggregate data to adjust programming goals to keep pace with changing needs of the communities we support.
- ✓ We employ non-traditional ways of gathering feedback on programs and trainings, which may include interviews, roundtables, and external reviews with/by community stakeholders.
- ✓ We disaggregate data by demographics, including race, in every policy and program measured.
- ✓ We have long-term strategic plans and measurable goals for creating a culture such that one's race identity has no influence on how they fare within the organization.

Policies and processes

- ✓ We use a vetting process to identify vendors and partners that share our commitment to race equity.
- ✓ We have a promotion process that anticipates and mitigates implicit and explicit biases about people of color serving in leadership positions.
- ✓ We seek individuals from various race backgrounds for board and executive director/CEO positions within our organization.
- ✓ We have community representation at the board level, either on the board itself or through a community advisory board.
- ✓ We help senior leadership understand how to be inclusive leaders with learning approaches that emphasize reflection, iteration, and adaptability.
- ✓ We engage everyone, from the board to staff levels of the organization, in race equity work and ensure that individuals understand their roles in creating culture such that one's race identity has no influence on how they fare within the organization.

Appendix

Key Documents

IRS Forms 990	2022 990
	2021 990
	2021 990
	2020 990
	2020 990
IRS Forms 990T	Not Available
Audited Financial Statements	2022 Audited Financial Statement
	2021 Audited Financial Statement
	2020 Audited Financial Statement
Key Organization Documents	'Key Revenue & Expense Data from Form 990'
	'Key Balance Sheet Data from Form 990'

Jane Addams Peace Association Inc

276 5th Ave Rm 704 Pmb 45
New York, NY 10001

✓ Foundation Status Code: PC*
✓ Public charity described in section 509(a)(1) or (2)

IRS Publication 78 Details



Organization name	Location	Most recent IRS Publication 78
Jane Addams Peace Association Inc.	New York, NY	March 2024
EIN	<u>Deductibility status description</u>	Verified with most recent Internal Revenue Bulletin
13-1871554	A public charity (50% deductibility limitation).	March 25, 2024

IRS Business Master File Details



Organization name	Most recent IRS BMF	Reason for Non-Private Foundation Status
JANE ADDAMS PEACE ASSOCIATION INC	March 12 2024	Section 509(a)(1) organization as referred to in Section 170(b)(1)(A)(vi)
EIN	IRS subsection	Ruling date
13-1871554	This organization is a <u>501(c)(3) Public Charity</u>	10/1995
This organization was not included in the Office of Foreign Assets Control Specially Designated Nationals (SDN) list.		

On September 8, 2011, the IRS issued [regulations](#) which eliminated the advance ruling process for a section 501(c)(3) organization. [Learn more](#)

* The Foundation Status Code is the code that foundations are required to provide for each grantee annually on part XV of Form 990PF. Note that this code cannot be derived in some cases (e.g., supporting organizations for which 'type' can't be determined).

[IRS Revenue Procedure 2011-33](#) allows grantors to rely on third-party resources, such as GuideStar Charity Check, to obtain required Business Master File (BMF) data concerning a potential grantee's public charity classification under section 509 (a) (1), (2) or (3).

GuideStar Charity Check Data Sources

- GuideStar acquires all IRS data directly from the Internal Revenue Service.
- The [IRS Automatic Revocation of Exemption List](#) contains organizations that have had their federal tax-exempt status automatically revoked for failing to file an annual return or notice with the IRS for three consecutive years.
- The [IRS Publication 78 \(Cumulative List of Organizations\)](#) lists organizations that have been recognized by the Internal Revenue Service as eligible to receive tax-deductible contributions.
- The Foundation Status Code is a value derived by mapping the codes found on the [990PF filing instructions](#) to the corresponding codes in the IRS BMF. Note that not all codes are able to be mapped due to insufficient data.
- The [IRS Internal Revenue Bulletin](#) (IRB) lists changes in charitable status since the last Publication 78 release. Between the release of IRS Publication 78 and the subsequent IRS Internal Revenue Bulletin, the IRB date will reflect the most recent release date of IRS Publication 78.
- The Office of Foreign Assets Control (OFAC) [Specially Designated Nationals \(SDN\) list](#) organizations that are owned or controlled by targeted individuals, groups, and entities, such as terrorists or narcotics traffickers. Their assets are blocked and U.S. persons are generally prohibited from dealing with them.
- The [IRS Business Master File](#) lists approximately 1.7 million nonprofits registered with the IRS as tax-exempt organizations.