



CLINTON COUNTY HISTORICAL SOCIETY

CONTENTS

EIN: 25-6057815
Report Generated on: 03/28/2024

| | |
|-------------------------|---|
| Executive Summary | 2 |
| Programs & Results | 4 |
| Financial Review | 7 |
| Operations & Leadership | 9 |

APPENDIX

| | |
|----------------------|----|
| Key Documents | 17 |
| Charity Check Report | 18 |

CLINTON COUNTY HISTORICAL SOCIETY

CLINTON COUNTY
HISTORICAL SOCIETY

Silver
Transparency
2024

Candid.

📍 Lock Haven, PA

🌐 www.clintonpahistory.org

📞 (570)748-7254

🔗

View GuideStar Profile

MISSION

The Clinton County Historical Society collects, preserves, and interprets the history of Clinton County.

EIN

25-6057815

RULING YEAR

1975

IRS SUBSECTION

501(c)(3) Public Charity

FOUNDING YEAR

1921

MAIN ADDRESS

362 E Water St
Lock Haven, PA
17745

AFFILIATION TYPE

Independent Organization

CONTACT

Bonnie Hannis, Board
President
(570) 748-7254
info@clintonpahistory.org

BOARD PRESIDENT

Bonnie Hannis

BOARD CHAIR

Bonnie Hannis

SUBJECT AREA

Museums

Historic preservation

NTEE Code

Museum & Museum Activities
(A50)

PROGRAMS

1. Collect artifacts relevant to the history of Clinton County

Population(s) served:Adults

POPULATIONS SERVED

1. Adults

COMPLIANCE

- ✓ IRS Pub 78 Verified as of March 2024
- ✓ IRS BMF 509(a) (1) as of March 12, 2024
- ✗ A-133 Audit Required/Performed?
- ✓ Conflict of Interest Policy
- ✓ Written whistleblower policy

Section 509(a)(1) organization as referred to in Section 170(b)(1)(A)(vi)

TRANSPARENCY MEASURES

- ✗ Board Practices Reported?
- ✗ Diversity Data Reported?
- 15 Number of Independent Board Members

Programs & Results

PROGRAMS

Source: Self-Reported by Organization,
February 2024

Collect artifacts relevant to the history of Clinton County

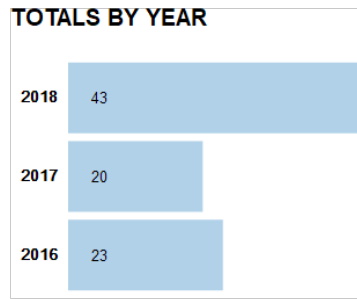
Population(s) Served:

General/Unspecified

The Clinton County Historical Society collects
and preserves artifacts relevant to the history
of Clinton County

RESULTS

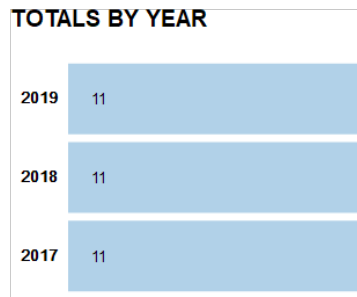
Number of requests for data



Population(s) Served: No target populations selected

Notes: The number of requests for data refers to the number of requests the organization receives for help in researching local history

Number of public events held to further mission



Population(s) Served: General/Unspecified

Related program: Collect artifacts relevant to the history of Clinton County

Notes: Free monthly programs on the Second Sunday of each month February-December highlight different segments of Clinton County History. We coordinate with other local historical societies in programming.

CHARTING IMPACT

What is the organization aiming to accomplish?

The CCHS's goals, all derived from its mission to collect, preserve, and interpret the history of Clinton County, are as follows:

1. Collect and preserve artifacts relevant to the history of Clinton County.
 2. Encourage research into local history.
 3. Maintain Clinton County Historical Society owned structures and sites.
 4. Recommend the preservation of other historical structures and sites.
 5. Present educational programs.
 6. Cooperate with other organizations interested in historical preservation.
-

What are the organization's key strategies for making this happen?

Many of CCHS's goals can be met through the development of relationships with other historical societies in the area, as well as other community organizations. This is being done through direct contact with those organizations, as well as joint events. This is not only a strategy to deal directly with the goal to cooperate with other organizations, it indirectly improves CCHS's ability to collect and preserve artifacts, encourage local history research, recommend the preservation of other historical structures, and present educational programs. CCHS has also begun an effort to fully evaluate its collection and our its properties, to ensure their quality and their importance to county history. Finally, the organization is increasing both fundraising and marketing efforts, in order to raise the funds needed to meet these goals and to increase awareness of the county's history.

What are the organization's capabilities for doing this?

CCHS has developed partnerships with local genealogical societies, other historical societies, and community organizations, which allow the organization to develop and maintain a collection with relevance to Clinton County, as well encourage research into local history. The organization also has a volunteer member who helps individuals (often from outside Clinton County) that are researching local history. While maintaining CCHS properties through the work of the historical society's members and part-time staff, the organization also provides information and recommendations to other organizations or individuals with questions about historical properties in the county. Finally, the historical society holds regular educational programs (Second Sunday programs) that are free and open to the public. Meeting these goals is possible largely based on volunteer willingness and community support; the society will be able to continue to offer our current level of work based on that support, but to truly grow, CCHS needs to hire a full-time staff member.

What have and haven't they accomplished so far?

CCHS recently went through a strategic planning process, and, as a result, developed a facilities master plan to ensure that the society maintains and preserves its five historical properties; began a process of evaluating its collection for quality, historical relevance, and fit with the mission; and developed a new fundraising and marketing strategy. CCHS continues to hold educational programs and continually works to provide Clinton County residents (and visitors) new information about the county's history. In the future, CCHS hopes to go from a totally volunteer run organization to an organization with full-time staff. The organization is making strides in that area, through a partnership with AmeriCorps to have part-time AmeriCorps members staff the Heisey Museum. Much of CCHS fundraising is geared toward raising the funds to pay staff members to provide tours of the 5 properties.

Financials

FISCAL YEAR START: 01/01
FISCAL YEAR END: 12/31

FINANCIALS QUICK VIEW

| | |
|-------------------------------------|---|
| Surpluses in last 5 years | 5 |
| Negative Net Assets in past 5 years | 0 |

Financial Trends Analysis

Business Model Indicators

Created in Partnership with



| Profitability | 2018 | 2019 | 2020 | 2021 | 2022 |
|--|----------|-----------|-----------|-----------|-----------|
| Unrestricted surplus (deficit) before depreciation | \$24,676 | \$113,447 | \$110,083 | \$72,246 | -\$47,956 |
| As a % of expenses | 47.6% | 192.9% | 228.3% | 125.4% | -71.4% |
| Unrestricted surplus (deficit) after depreciation | \$5,482 | \$94,504 | \$89,901 | \$51,624 | -\$68,471 |
| As a % of expenses | 7.7% | 121.5% | 131.4% | 66.0% | -78.1% |
| Revenue Composition | | | | | |
| Total revenue (unrestricted & restricted) | \$91,433 | \$156,749 | \$129,078 | \$125,415 | \$78,318 |
| Total revenue, % change over prior year | -4.5% | 71.4% | -17.7% | -2.8% | -37.6% |
| Program services revenue | 23.8% | 11.1% | 14.7% | 19.7% | 23.6% |
| Membership dues | 2.2% | 1.7% | 1.6% | 1.3% | 5.2% |
| Investment income | 4.4% | 6.2% | 6.0% | 12.7% | 9.4% |
| Government grants | 21.9% | 12.8% | 37.4% | 22.0% | 39.5% |
| All other grants and contributions | 45.8% | 62.5% | 39.9% | 42.3% | 21.6% |
| Other revenue | 1.9% | 5.7% | 0.4% | 1.9% | 0.8% |
| Expense Composition | | | | | |
| Total expenses before depreciation | \$51,793 | \$58,812 | \$48,218 | \$57,604 | \$67,157 |
| Total expenses, % change over prior year | 6.7% | 13.6% | -18.0% | 19.5% | 16.6% |
| Personnel | 14.2% | 10.7% | 7.3% | 11.7% | 28.4% |
| Professional Fees | 22.8% | 11.9% | 29.0% | 22.7% | 15.7% |
| Occupancy | 0.0% | 0.0% | 0.0% | 0.0% | 0.0% |
| Interest | 3.3% | 3.1% | 1.9% | 1.2% | 0.0% |
| Pass-Through | 0.0% | 0.0% | 0.0% | 0.0% | 0.0% |
| All other expenses | 59.7% | 74.3% | 61.8% | 64.4% | 55.9% |

Financial Trends Analysis, continued

Moving Toward Full Cost Coverage

| Full Cost Components (estimated) | 2018 | 2019 | 2020 | 2021 | 2022 |
|-------------------------------------|-----------|----------|-----------|-----------|-----------|
| Total Expenses (after depreciation) | \$70,987 | \$77,755 | \$68,400 | \$78,226 | \$87,672 |
| One Month of Savings | \$4,316 | \$4,901 | \$4,018 | \$4,800 | \$5,596 |
| Debt Principal Repayment | \$7,670 | \$0 | \$10,000 | \$23,863 | \$0 |
| Fixed Asset Additions | \$20,882 | \$0 | \$34,258 | \$0 | \$22,822 |
| Total Full Costs (estimated) | \$103,855 | \$82,656 | \$116,676 | \$106,889 | \$116,090 |

Capital Structure Indicators

| Liquidity | | | | | |
|--|-----------|-----------|-----------|-------------|-----------|
| Months of cash | 3.1 | 7.7 | 9.9 | 10.4 | 6.4 |
| Months of cash and investments | 33.8 | 49.6 | 76.6 | 77.3 | 52.9 |
| Months of estimated liquid unrestricted net assets | 88.2 | 97.8 | 135.7 | 123.3 | 93.1 |
| Balance Sheet Composition | | | | | |
| Cash | \$13,328 | \$37,869 | \$39,703 | \$49,904 | \$35,696 |
| Investments | \$132,590 | \$205,087 | \$268,049 | \$321,273 | \$260,490 |
| Receivables | \$0 | \$0 | \$0 | \$0 | \$0 |
| Gross land, buildings, and equipment (LBE) | \$594,995 | \$611,476 | \$618,096 | \$618,282 | \$641,104 |
| Accumulated depreciation (% of LBE) | 31.6% | 33.9% | 32.3% | 35.4% | 37.3% |
| Liabilities (as % of assets) | 4.2% | 3.9% | 2.6% | 0.1% | 0.2% |
| Unrestricted net assets | \$755,386 | \$849,890 | \$939,791 | \$991,415 | \$922,944 |
| Temporarily restricted net assets | \$0 | N/A | N/A | N/A | N/A |
| Permanently restricted net assets | \$0 | N/A | N/A | N/A | N/A |
| Total restricted net assets | \$0 | \$1,095 | \$1,396 | \$17,881 | \$13,046 |
| Total net assets | \$755,386 | \$850,985 | \$941,187 | \$1,009,296 | \$935,990 |

Key Data Checks

| Material Data Errors | 2018 | 2019 | 2020 | 2021 | 2022 |
|----------------------|------|------|------|------|------|
| | No | No | No | No | No |

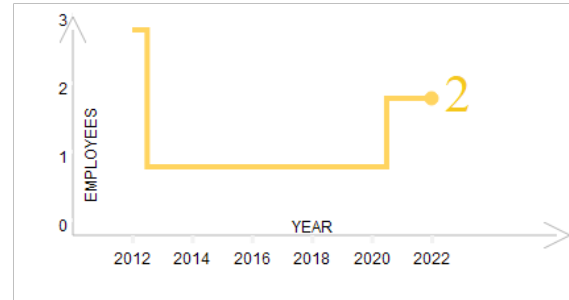
Note: This issue is relevant to a small number of organizations: The nonprofit subject(s) of this report may have affiliates. The Form 990 data may not include information about any or all potential affiliates. If an organization does have affiliates and these affiliates have substantial financial activity, the financial data in this report may not present a comprehensive picture of the nonprofit's financial condition.Please consult the 990s of any potentially related affiliates for additional information.

- ☒ [Formulas for key metrics](#)
- ☒ ['Key Revenue & Expense Data from Form 990'](#)
- ☒ ['Key Balance Sheet Data from Form 990'](#)

Operations

NUMBER OF EMPLOYEES

Source: IRS Form 990



Source: Self-Reported by Organization, February 2024

BOARD PRESIDENT

Bonnie Hannis

BOARD CHAIR

Bonnie Hannis

BOARD MEMBERS

- Bonnie Hannis

President
- James Berkebile

First Vice-President
- John Gradel

Treasurer
- Pete Smeltz

Second Vice-President
- Marchal Rote

Recording Secretary
- Maribeth Hanna-Long

Corresponding Secretary
- Ronna Thompson

Assistant Treasurer

OFFICERS, DIRECTORS, TRUSTEES, AND KEY EMPLOYEES

FISCAL YEAR 2022

| Name | Title | Compensation | Other | Related |
|---------------------|-------------------------|--------------|-------|---------|
| Carol Hanna | DIRECTOR | \$0 | \$0 | \$0 |
| Larry Ferree | DIRECTOR | \$0 | \$0 | \$0 |
| Jo Ann Bowes | DIRECTOR | \$0 | \$0 | \$0 |
| Lynda Carey | DIRECTOR | \$0 | \$0 | \$0 |
| Elaine Miller | DIRECTOR | \$0 | \$0 | \$0 |
| Janine Bruno | DIRECTOR | \$0 | \$0 | \$0 |
| Louis Widmann | DIRECTOR | \$0 | \$0 | \$0 |
| Bonita Hannis | PRESIDENT | \$0 | \$0 | \$0 |
| James Berkebile | 1ST VICE PRESIDENT | \$0 | \$0 | \$0 |
| Maribeth Hanna-Long | CORRESPONDING SECRETARY | \$0 | \$0 | \$0 |
| Pete Smeltz | 2ND VICE PRESIDENT | \$0 | \$0 | \$0 |
| Ronna Thompson | ASSISTANT TREASURER | \$0 | \$0 | \$0 |
| John Gradel | TREASURER | \$0 | \$0 | \$0 |
| Kathy Arndt | DIRECTOR | \$0 | \$0 | \$0 |
| Marchal Rote | RECORDING SECRETARY | \$0 | \$0 | \$0 |

OFFICERS, DIRECTORS, TRUSTEES, AND KEY EMPLOYEES

FISCAL YEAR 2021

| Name | Title | Compensation | Other | Related |
|-----------------|-------------------------|--------------|-------|---------|
| Carol Hanna | DIRECTOR | \$0 | \$0 | \$0 |
| Joby Topper | DIRECTOR | \$0 | \$0 | \$0 |
| Jo Ann Bowes | DIRECTOR | \$0 | \$0 | \$0 |
| Nancy Merinar | DIRECTOR | \$0 | \$0 | \$0 |
| Elaine Miller | DIRECTOR | \$0 | \$0 | \$0 |
| Janine Bruno | DIRECTOR | \$0 | \$0 | \$0 |
| Lou Widmann | DIRECTOR | \$0 | \$0 | \$0 |
| Bonita Hannis | PRESIDENT | \$0 | \$0 | \$0 |
| James Berkebile | 1ST VICE PRESIDENT | \$0 | \$0 | \$0 |
| Maribeth Long | CORRESPONDING SECRETARY | \$0 | \$0 | \$0 |
| Pete Smeltz | 2ND VICE PRESIDENT | \$0 | \$0 | \$0 |
| Ronna Thompson | ASSITANT TREASURER | \$0 | \$0 | \$0 |
| John Gradel | TREASURER | \$0 | \$0 | \$0 |
| Kathy Arndt | DIRECTOR | \$0 | \$0 | \$0 |
| Marchal Rote | SECRETARY | \$0 | \$0 | \$0 |

OFFICERS, DIRECTORS, TRUSTEES, AND KEY EMPLOYEES

FISCAL YEAR 2020

| Name | Title | Compensation | Other | Related |
|-----------------|-------------------------|--------------|-------|---------|
| Darla Wise | DIRECTOR | \$0 | \$0 | \$0 |
| Maribeth Long | DIRECTOR | \$0 | \$0 | \$0 |
| Pete Smeltz | DIRECTOR | \$0 | \$0 | \$0 |
| Nancy Merinar | DIRECTOR | \$0 | \$0 | \$0 |
| Elaine Miller | DIRECTOR | \$0 | \$0 | \$0 |
| Ronna Thompson | DIRECTOR | \$0 | \$0 | \$0 |
| Janine Bruno | DIRECTOR | \$0 | \$0 | \$0 |
| Lou Widmann | DIRECTOR | \$0 | \$0 | \$0 |
| Carol Hanna | TREASURER | \$0 | \$0 | \$0 |
| Bonita Hannis | VICE PRESIDENT | \$0 | \$0 | \$0 |
| James Berkebile | 2ND VICE PRESIDENT | \$0 | \$0 | \$0 |
| Jo Ann Bowes | PRESIDENT | \$0 | \$0 | \$0 |
| John Gradel | CORRESPONDING SECRETARY | \$0 | \$0 | \$0 |
| Kathy Arndt | SECRETARY | \$0 | \$0 | \$0 |
| Amy Dicello | ASSISTANT TREASURER | \$0 | \$0 | \$0 |

OFFICERS, DIRECTORS, TRUSTEES, AND KEY EMPLOYEES

FISCAL YEAR 2019

| Name | Title | Compensation | Other | Related |
|-----------------|---------------------|--------------|-------|---------|
| Darla Wise | DIRECTOR | \$0 | \$0 | \$0 |
| Margaret Kelley | DIRECTOR | \$0 | \$0 | \$0 |
| Tara Mitchell | DIRECTOR | \$0 | \$0 | \$0 |
| Nancy Merinar | DIRECTOR | \$0 | \$0 | \$0 |
| Elaine Miller | DIRECTOR | \$0 | \$0 | \$0 |
| Ronna Thompson | DIRECTOR | \$0 | \$0 | \$0 |
| Janine Bruno | DIRECTOR | \$0 | \$0 | \$0 |
| John Gradel | DIRECTOR | \$0 | \$0 | \$0 |
| Lou Widmann | DIRECTOR | \$0 | \$0 | \$0 |
| Carol Hanna | TREASURER | \$0 | \$0 | \$0 |
| Bonita Hannis | VICE PRESIDENT | \$0 | \$0 | \$0 |
| James Berkebile | 2ND VICE PRESIDENT | \$0 | \$0 | \$0 |
| Jo Ann Bowes | PRESIDENT | \$0 | \$0 | \$0 |
| Kathy Arndt | SECRETARY | \$0 | \$0 | \$0 |
| Amy Dicello | ASSISTANT TREASURER | \$0 | \$0 | \$0 |

OFFICERS, DIRECTORS, TRUSTEES, AND KEY EMPLOYEES

FISCAL YEAR 2018

| Name | Title | Compensation | Other | Related |
|-----------------|----------------|--------------|-------|---------|
| James Berkebile | DIRECTOR | \$0 | \$0 | \$0 |
| Darla Wise | DIRECTOR | \$0 | \$0 | \$0 |
| Margaret Kelley | DIRECTOR | \$0 | \$0 | \$0 |
| Tara Mitchell | DIRECTOR | \$0 | \$0 | \$0 |
| Nancy Merinar | DIRECTOR | \$0 | \$0 | \$0 |
| Elaine Miller | DIRECTOR | \$0 | \$0 | \$0 |
| Ronna Thompson | DIRECTOR | \$0 | \$0 | \$0 |
| Janie Bruno | DIRECTOR | \$0 | \$0 | \$0 |
| Amy Dicello | DIRECTOR | \$0 | \$0 | \$0 |
| John Gradel | DIRECTOR | \$0 | \$0 | \$0 |
| Lou Widmann | DIRECTOR | \$0 | \$0 | \$0 |
| Carol Hanna | TREASURER | \$0 | \$0 | \$0 |
| Bonita Hannis | VICE PRESIDENT | \$0 | \$0 | \$0 |
| Jo Ann Bowes | PRESIDENT | \$0 | \$0 | \$0 |
| Kathy Arndt | SECRETARY | \$0 | \$0 | \$0 |

Paid Preparers
FISCAL YEAR 2022

| Firm Name | Firm EIN | Firm Address | Firm Phone |
|------------------------------|------------|--|--------------|
| LEA ANN S PLESSINGER CPA LLC | 32-0041562 | TWO EAST WATER STREET, LOCK HAVEN PA 177450568 USA | 570-748-4011 |

Paid Preparers
FISCAL YEAR 2021

| Firm Name | Firm EIN | Firm Address | Firm Phone |
|------------------------------|------------|--|--------------|
| LEA ANN S PLESSINGER CPA LLC | 32-0041562 | TWO EAST WATER STREET, LOCK HAVEN PA 177450568 USA | 570-748-4011 |

Paid Preparers
FISCAL YEAR 2020

| Firm Name | Firm EIN | Firm Address | Firm Phone |
|------------------------------|------------|--|--------------|
| LEA ANN S PLESSINGER CPA LLC | 32-0041562 | TWO EAST WATER STREET, LOCK HAVEN PA 177450568 USA | 570-748-4011 |

Organizational Demographics

Who works and leads organizations that serve our diverse communities? This organization has voluntarily shared information to answer this important question and to support sector-wide learning. GuideStar partnered on this section with CHANGE Philanthropy and Equity in the Center.

Leadership

The organization's leader identifies as:
No data

Race & Ethnicity

No data

Gender Identity

Transgender Identity

No data

Sexual Orientation

No data

Disability

No data.

Appendix

Key Documents

| | |
|------------------------------|--|
| IRS Forms 990 | 2022 990 |
| | 2021 990 |
| | 2020 990 |
| | 2019 990 |
| | 2018 990 |
| IRS Forms 990T | Not Available |
| Audited Financial Statements | Not Available |
| Key Organization Documents | Letter of Determination |
| | 'Key Revenue & Expense Data from Form 990' |
| | 'Key Balance Sheet Data from Form 990' |

CLINTON COUNTY HISTORICAL SOCIETY

362 E Water St
Lock Haven, PA 17745

✓ Foundation Status Code: PC*

✓ Public charity described in section 509(a)(1) or (2)

IRS Publication 78 Details

IRS Pub 78 verified

| | | |
|-----------------------------------|--|---|
| Organization name | Location | Most recent IRS Publication 78 |
| Clinton County Historical Society | Lock Haven, PA | March 2024 |
| EIN | <u>Deductibility status description</u> | Verified with most recent Internal Revenue Bulletin |
| 25-6057815 | A public charity (50% deductibility limitation). | March 25, 2024 |

IRS Business Master File Details

IRS BMF509(a)(1)

| | | |
|---|--|---|
| Organization name | Most recent IRS BMF | Reason for Non-Private Foundation Status |
| CLINTON COUNTY HISTORICAL SOCIETY | March 12 2024 | Section 509(a)(1) organization as referred to in Section 170(b)(1)(A)(vi) |
| EIN | IRS subsection | Ruling date |
| 25-6057815 | This organization is a <u>501(c)(3) Public Charity</u> | 08/1975 |
| This organization was not included in the Office of Foreign Assets Control Specially Designated Nationals (SDN) list. | | |

On September 8, 2011, the IRS issued [regulations](#) which eliminated the advance ruling process for a section 501(c)(3) organization. [Learn more](#)

* The Foundation Status Code is the code that foundations are required to provide for each grantee annually on part XV of Form 990PF. Note that this code cannot be derived in some cases (e.g., supporting organizations for which 'type' can't be determined).

[IRS Revenue Procedure 2011-33](#) allows grantors to rely on third-party resources, such as GuideStar Charity Check, to obtain required Business Master File (BMF) data concerning a potential grantee's public charity classification under section 509 (a) (1), (2) or (3).

GuideStar Charity Check Data Sources

| | |
|--|--|
| -GuideStar acquires all IRS data directly from the Internal Revenue Service. | -The IRS Automatic Revocation of Exemption List contains organizations that have had their federal tax-exempt status automatically revoked for failing to file an annual return or notice with the IRS for three consecutive years. |
| - IRS Publication 78 (Cumulative List of Organizations) lists organizations that have been recognized by the Internal Revenue Service as eligible to receive tax-deductible contributions. | -The Foundation Status Code is a value derived by mapping the codes found on the 990PF filing instructions to the corresponding codes in the IRS BMF. Note that not all codes are able to be mapped due to insufficient data. |
| -The IRS Internal Revenue Bulletin (IRB) lists changes in charitable status since the last Publication 78 release. Between the release of IRS Publication 78 and the subsequent IRS Internal Revenue Bulletin, the IRB date will reflect the most recent release date of IRS Publication 78. | -The Office of Foreign Assets Control (OFAC) Specially Designated Nationals (SDN) list organizations that are owned or controlled by targeted individuals, groups, and entities, such as terrorists or narcotics traffickers. Their assets are blocked and U.S. persons are generally prohibited from dealing with them. |
| -The IRS Business Master File lists approximately 1.7 million nonprofits registered with the IRS as tax-exempt organizations. | |