



# Colloquium for Information Systems Security Education

## CONTENTS


EIN: 26-1639906  
Report Generated on: 03/28/2024


Executive Summary	2
Programs & Results	4
Financial Review	5
Operations & Leadership	7


## APPENDIX


Key Documents	14
Charity Check Report	15

# Colloquium for Information Systems Security Education

 aka The Colloquium

 Severn, MD

 <https://cisse.info>

 7343256823

 View GuideStar Profile



## MISSION

The Colloquium's purpose is to work in a collegial fashion to define current and emerging requirements and pedagogies for cybersecurity education, and to influence and encourage the development and expansion of cybersecurity educational curriculum.

## EIN

26-1639906

## RULING YEAR

2010

## IRS SUBSECTION

501(c)(3) Public Charity

## FOUNDING YEAR

1996

## MAIN ADDRESS

712 Northwood Estates Drive  
Severn, MD  
21122

## AFFILIATION TYPE

Independent Organization

## CONTACT

Andrew Belon, Operations  
Manager  
(202) 573-7263  
[abelon@thecolloquium.org](mailto:abelon@thecolloquium.org)

## PRINCIPAL OFFICER

William Maconachy

## BOARD CHAIR

William Maconachy

## SUBJECT AREA

Education

## NTEE Code

Professional Societies &  
Associations (B03)

PROGRAMS

1. Annual Colloquium Meeting  
Population(s) served:Academics

POPULATIONS SERVED

1. Academics

COMPLIANCE

- ✓ IRS Pub 78 Verified as of March 2024
- ✓ IRS BMF 509(a) (2) as of March 12, 2024
- ✗ A-133 Audit Required/Performed?
- ✗ Conflict of Interest Policy
- ✗ Written whistleblower policy

Section 509(a)(2) organization

TRANSPARENCY MEASURES

- ✗ Board Practices Reported?
- ✗ Diversity Data Reported?
- 12 Number of Independent Board Members

# Programs & Results

---

## PROGRAMS

Source: Self-Reported by Organization,  
January 2024

### Annual Colloquium Meeting

#### Population(s) Served:

Academics

Assembling leaders across Academia,  
Government and Industry to seed  
developments in cybersecurity education and  
to encourage the expansion of cybersecurity  
educational curriculum.

# Financials

FISCAL YEAR START: 01/01  
FISCAL YEAR END: 12/31

## FINANCIALS QUICK VIEW

Surpluses in last 5 years	2
Negative Net Assets in past 5 years	0

## Financial Trends Analysis

### Business Model Indicators

Created in Partnership with



Profitability	2018	2019	2020	2021	2022
Unrestricted surplus (deficit) before depreciation	-\$44,939	\$7,989	-\$11,942	\$1,783	-\$7,663
As a % of expenses	-24.7%	6.2%	-38.8%	5.7%	-43.2%
Unrestricted surplus (deficit) after depreciation	-\$44,939	\$7,989	-\$11,942	\$1,783	-\$7,663
As a % of expenses	-24.7%	6.2%	-38.8%	5.7%	-43.2%
Revenue Composition					
Total revenue (unrestricted & restricted)	\$136,856	\$136,791	\$18,844	\$32,920	\$10,086
Total revenue, % change over prior year	18.9%	0.0%	-86.2%	74.7%	-69.4%
Program services revenue	69.5%	96.7%	91.8%	91.7%	67.6%
Membership dues	0.0%	0.0%	0.0%	0.0%	0.0%
Investment income	-1.2%	2.7%	8.2%	8.2%	21.4%
Government grants	0.0%	0.0%	0.0%	0.0%	0.0%
All other grants and contributions	0.0%	0.0%	0.0%	0.0%	0.0%
Other revenue	31.8%	0.6%	0.0%	0.0%	11.0%
Expense Composition					
Total expenses before depreciation	\$181,795	\$128,802	\$30,786	\$31,137	\$17,749
Total expenses, % change over prior year	8.5%	-29.1%	-76.1%	1.1%	-43.0%
Personnel	0.0%	0.0%	0.0%	0.0%	0.0%
Professional Fees	15.9%	9.3%	31.8%	1.3%	7.5%
Occupancy	0.0%	0.0%	0.0%	0.0%	0.0%
Interest	0.0%	0.0%	0.0%	0.0%	0.0%
Pass-Through	0.0%	0.0%	0.0%	0.0%	0.0%
All other expenses	84.1%	90.7%	68.2%	98.7%	92.5%

# Financial Trends Analysis, continued

## Moving Toward Full Cost Coverage

Full Cost Components (estimated)	2018	2019	2020	2021	2022
Total Expenses (after depreciation)	\$181,795	\$128,802	\$30,786	\$31,137	\$17,749
One Month of Savings	\$15,150	\$10,734	\$2,566	\$2,595	\$1,479
Debt Principal Repayment	\$0	\$0	\$0	\$0	\$0
Fixed Asset Additions	\$0	\$0	\$0	\$0	\$0
Total Full Costs (estimated)	\$196,945	\$139,536	\$33,352	\$33,732	\$19,228

## Capital Structure Indicators

Liquidity					
Months of cash	0.5	2.9	6.8	6.4	8.3
Months of cash and investments	3.9	6.2	21.2	21.6	32.8
Months of estimated liquid unrestricted net assets	3.9	6.2	21.2	21.6	32.8
Balance Sheet Composition					
Cash	\$7,693	\$31,011	\$17,524	\$16,590	\$12,288
Investments	\$50,637	\$35,308	\$36,853	\$39,570	\$36,209
Receivables	\$0	\$0	\$0	\$0	\$0
Gross land, buildings, and equipment (LBE)	\$0	\$0	\$0	\$0	\$0
Accumulated depreciation (% of LBE)	0.0%	0.0%	0.0%	0.0%	0.0%
Liabilities (as % of assets)	0.0%	0.0%	0.0%	0.0%	0.0%
Unrestricted net assets	\$58,330	\$66,319	\$54,377	\$56,160	\$48,497
Temporarily restricted net assets	\$0	N/A	N/A	N/A	N/A
Permanently restricted net assets	\$0	N/A	N/A	N/A	N/A
Total restricted net assets	\$0	\$0	\$0	\$0	\$0
Total net assets	\$58,330	\$66,319	\$54,377	\$56,160	\$48,497

## Key Data Checks

Material Data Errors	2018	2019	2020	2021	2022
	No	No	No	No	No

Note: This issue is relevant to a small number of organizations: The nonprofit subject(s) of this report may have affiliates. The Form 990 data may not include information about any or all potential affiliates. If an organization does have affiliates and these affiliates have substantial financial activity, the financial data in this report may not present a comprehensive picture of the nonprofit's financial condition. Please consult the 990s of any potentially related affiliates for additional information.

- ☒ [Formulas for key metrics](#)
- ☒ ['Key Revenue & Expense Data from Form 990'](#)
- ☒ ['Key Balance Sheet Data from Form 990'](#)

# Operations

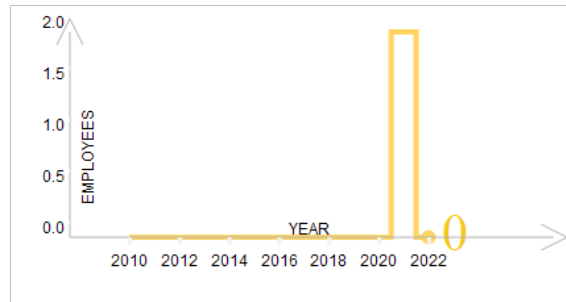
Source: Self-Reported by Organization, January 2024

## PRINCIPAL OFFICER

Dr. William Maconachy

## NUMBER OF EMPLOYEES

Source: IRS Form 990



## BOARD CHAIR

William Maconachy

## BOARD MEMBERS

- Denise Kinsey**  
Director & Vice Chairman
- William Murray**  
Director & Co-founder
- Bill Butler**  
Director & Secretary
- Daniel Likarish**  
Directors & Treasurer
- Corey Schou**  
Director & Co-founder
- Erik Moore**  
Director
- Barbara Endocott-Popovsky**  
Director
- Erik Fretheim**  
Director
- Susan Helser**  
Director
- Nelbert St. Clair**  
Director
- Richard Marshall**  
General Counsel

OFFICERS, DIRECTORS, TRUSTEES, AND KEY EMPLOYEES

FISCAL YEAR 2021

Name	Title	Compensation	Other	Related
William Butler	ASSISTANT SE	\$0	\$0	\$0
Denise Kinsey	VICE PRESIDE	\$0	\$0	\$0
Daniel M Likarish	TREASURER	\$0	\$0	\$0
William C Maconachy	PRESIDENT	\$0	\$0	\$0
William H Murray	SECRETARY	\$0	\$0	\$0



OFFICERS, DIRECTORS, TRUSTEES, AND KEY EMPLOYEES

FISCAL YEAR 2020

Name	Title	Compensation	Other	Related
William Butler	ASSISTANT SE	\$0	\$0	\$0
Denise Kinsey	VICE PRESIDE	\$0	\$0	\$0
Daniel M Likarish	TREASURER	\$0	\$0	\$0
William C Maconachy	PRESIDENT	\$0	\$0	\$0
William H Murray	SECRETARY	\$0	\$0	\$0

OFFICERS, DIRECTORS, TRUSTEES, AND KEY EMPLOYEES

FISCAL YEAR 2019

Name	Title	Compensation	Other	Related
William Butler	ASSISTANT SE	\$0	\$0	\$0
Denise Kinsey	VICE PRESIDE	\$0	\$0	\$0
Daniel M Likarish	TREASURER	\$0	\$0	\$0
William C Maconachy	PRESIDENT	\$0	\$0	\$0
William H Murray	SECRETARY	\$0	\$0	\$0

OFFICERS, DIRECTORS, TRUSTEES, AND KEY EMPLOYEES

FISCAL YEAR 2018

Name	Title	Compensation	Other	Related
William C Maconachy	PRESIDENT	\$0	\$0	\$0
William H Murray	SECRETARY	\$0	\$0	\$0
Daniel M Likarish	TREASURER	\$0	\$0	\$0

Paid Preparers

FISCAL YEAR 2022

Firm Name	Firm EIN	Firm Address	Firm Phone
BELLEVILLE TAX & ACCOUNTING SERVICE INC	203354561	152 MAIN STREET SUITE 2, BELLEVILLE MI 48111	7346978000

Paid Preparers

FISCAL YEAR 2021

Firm Name	Firm EIN	Firm Address	Firm Phone
BELLEVILLE TAX & ACCOUNTING SERVICE INC	20-3354561	152 MAIN STREET SUITE 2, BELLEVILLE MI 48111 USA	734-697-8000

Paid Preparers

FISCAL YEAR 2020

Firm Name	Firm EIN	Firm Address	Firm Phone
BELLEVILLE TAX & ACCOUNTING SERVICE INC	203354561	152 MAIN STREET SUITE 2, BELLEVILLE MI 48111	7346978000

## Organizational Demographics

Who works and leads organizations that serve our diverse communities? This organization has voluntarily shared information to answer this important question and to support sector-wide learning. GuideStar partnered on this section with CHANGE Philanthropy and Equity in the Center.

### Leadership

*The organization's leader identifies as:*  
*No data*

### Race & Ethnicity

*No data*

### Gender Identity

### Transgender Identity

*No data*

### Sexual Orientation

*No data*

### Disability

*No data.*

# Appendix

Key Documents

IRS Forms 990	<a href="#">2021 990</a>
	<a href="#">2020 990</a>
	<a href="#">2019 990</a>
	<a href="#">2018 990</a>
	<a href="#">2017 990</a>
IRS Forms 990T	Not Available
Audited Financial Statements	Not Available
Key Organization Documents	<a href="#">'Key Revenue &amp; Expense Data from Form 990'</a>
	<a href="#">'Key Balance Sheet Data from Form 990'</a>

## Colloquium for Information Systems Security Education

Aka The Colloquium

712 Northwood Estates Drive  
Severn, MD 21122

- ✓ Foundation Status Code: PC\*
- ✓ Public charity described in section 509(a)(1) or (2)

### IRS Publication 78 Details



Organization name	Location	Most recent IRS Publication 78
Colloquium for Information Systems Security Education	Englewood, CO	March 2024
EIN	<a href="#">Deductibility status description</a>	Verified with most recent Internal Revenue Bulletin
26-1639906	A public charity (50% deductibility limitation).	March 25, 2024

### IRS Business Master File Details



Organization name	Most recent IRS BMF	Reason for Non-Private Foundation Status
COLLOQUIUM FOR INFORMATION SYSTEMS SECURITY EDUCATION	March 12 2024	Section 509(a)(2) organization
EIN	IRS subsection	Ruling date
26-1639906	This organization is a <a href="#">501(c)(3) Public Charity</a>	05/2010
This organization was not included in the Office of Foreign Assets Control Specially Designated Nationals (SDN) list.		

On September 8, 2011, the IRS issued [regulations](#) which eliminated the advance ruling process for a section 501(c)(3) organization. [Learn more](#)

\* The Foundation Status Code is the code that foundations are required to provide for each grantee annually on part XV of Form 990PF. Note that this code cannot be derived in some cases (e.g., supporting organizations for which 'type' can't be determined).

[IRS Revenue Procedure 2011-33](#) allows grantors to rely on third-party resources, such as GuideStar Charity Check, to obtain required Business Master File (BMF) data concerning a potential grantee's public charity classification under section 509 (a) (1), (2) or (3).

#### GuideStar Charity Check Data Sources

- GuideStar acquires all IRS data directly from the Internal Revenue Service.
- The [IRS Automatic Revocation of Exemption List](#) contains organizations that have had their federal tax-exempt status automatically revoked for failing to file an annual return or notice with the IRS for three consecutive years.
- [IRS Publication 78 \(Cumulative List of Organizations\)](#) lists organizations that have been recognized by the Internal Revenue Service as eligible to receive tax-deductible contributions.
- The Foundation Status Code is a value derived by mapping the codes found on the [990PF filing instructions](#) to the corresponding codes in the IRS BMF. Note that not all codes are able to be mapped due to insufficient data.
- The [IRS Internal Revenue Bulletin](#) (IRB) lists changes in charitable status since the last Publication 78 release. Between the release of IRS Publication 78 and the subsequent IRS Internal Revenue Bulletin, the IRB date will reflect the most recent release date of IRS Publication 78.
- The Office of Foreign Assets Control (OFAC) [Specially Designated Nationals \(SDN\) list](#) organizations that are owned or controlled by targeted individuals, groups, and entities, such as terrorists or narcotics traffickers. Their assets are blocked and U.S. persons are generally prohibited from dealing with them.
- The [IRS Business Master File](#) lists approximately 1.7 million nonprofits registered with the IRS as tax-exempt organizations.