



# Invertigo Dance Theatre

## CONTENTS

EIN: 26-2085983  
Report Generated on: 03/28/2024

Executive Summary	2
Programs & Results	4
Financial Review	8
Operations & Leadership	10

## APPENDIX

Key Documents	17
Charity Check Report	18

# Invertigo Dance Theatre

Culver City, CA

www.invertigodance.org

(424)229-2141

View GuideStar Profile



## MISSION

Invertigo Dance Theatre is an institution at the forefront of Los Angeles dance, connecting people to story and community through a blend of dynamic contemporary movement and compelling theatre.

## EIN

26-2085983

## RULING YEAR

2008

## IRS SUBSECTION

501(c)(3) Public Charity

## FOUNDING YEAR

2007

## MAIN ADDRESS

11166 Lucerne Ave.  
Culver City, CA  
90230

## AFFILIATION TYPE

Independent Organization

## CONTACT

Laura Karlin  
(424) 229-2141  
laura@invertigodance.org

## ARTISTIC DIRECTOR

Laura Karlin

## BOARD CHAIR

Laura Karlin

## SUBJECT AREA

Performing arts

Dance

Patient social services

## NTEE Code

Dance (A62)  
  
Performing Arts (A60)  
  
Patient Services -  
Entertainment, Recreation  
(E86)

PROGRAMS

1. Performance

Population(s) served:

2. Dancing Through Parkinson's

Population(s) served:People with disabilities, Seniors

3. Invert/ED

Population(s) served:Children and youth, Families

POPULATIONS SERVED

1. Children and youth

2. Adults

3. Seniors

4. Families

5. People with disabilities

COMPLIANCE

- ✓

IRS Pub 78 Verified as of March 2024
- ✓

IRS BMF 509(a) (1) as of March 12, 2024
- ✗

A-133 Audit Required/Performed?
- ✓

Conflict of Interest Policy
- ✗

Written whistleblower policy

Section 509(a)(1) organization as referred to in Section 170(b)(1)(A)(vi)

TRANSPARENCY MEASURES

- ✗

Board Practices Reported?
- ✓

Diversity Data Reported?
- 5

Number of Independent Board Members

# Programs & Results

## PROGRAMS

Source: Self-Reported by Organization,  
February 2023

### Performance

#### Population(s) Served:

General/Unspecified

Founded in 2007, Invertigo Dance Theatre has performed over 40 original choreographic works in iconic venues including the Broad Stage, Descanso Gardens, and The Music Center.

#### Population(s) Served:

Children and youth (0-19 years)  
Families

Invertigo's youth education program empowers students through teamwork, creative thinking, fitness, and physical awareness. Invert/ED offers classes, residencies, lessons, and performance workshops to schools and community organizations.

### Dancing Through Parkinson's

#### Population(s) Served:

People with disabilities  
Aging, elderly, senior citizens

Dancing Through Parkinson's (DTP) is a program designed specifically to aid people with Parkinson's and other neurological conditions through a unique sequencing of different forms of dance and movement. Building hope, community, and well-being through the joy of dance, DTP is Invertigo's longest standing community engagement program. DTP program participants report improvements in their physical stability, flexibility, overall balance, creativity, and well-being! Class participants collaborate on creative projects such as dance films, performances, and documentaries.

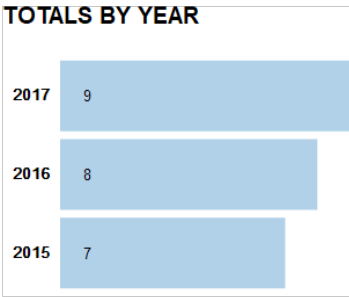
DTP sparks mental clarity and expanded joy, for moving in community is healing for these individuals, their friends, families, and care-partners. Founded in 2011, DTP welcomes a lively, loyal group of movers to weekly classes throughout Los Angeles and online via The Hub!

— <https://www.invertigodance.org/dancing-through-parkinsons/>

### Invert/ED

RESULTS

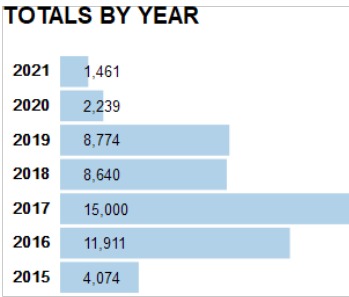
Total number of works developed



Population(s) Served: No target populations selected

Related program: Performance

Number of participants engaged in programs



Population(s) Served: No target populations selected

Related program:

## CHARTING IMPACT

---

### What is the organization aiming to accomplish?

Invertigo believes in finding joy, self-actualization and community connection through movement. Invertigo approaches each program and project through the LA community in which it is serving by understanding that a single community is not a monolith, but rather contains complexity and diversity within it.

Invertigo's Statement of Equity & Inclusion — Invertigo Dance Theatre strives to create a community where all people enjoy the many benefits of dance and storytelling. We believe that this is only possible through the creation of programs, audience experiences, and work environments that are diverse, equitable, and anti-racist.

We recognize and understand that a history of disparities, bias, and injustice has created a societal landscape of inequality and exclusion. We seek to address these issues directly with an intersectional understanding of, and strong commitment to diversity, inclusion, and equity – both internally and throughout our community.

Invertigo continues to work towards reflecting our passion for creating community and connections by sharing important stories through the many faces, cultures, and walks of life that proudly make up our world.

A true community is one in which all people, of every gender, race, ethnicity, national origin, age, sexual orientation, gender identity, education, or ability, must feel welcomed, valued, and respected.

We encourage our staff, board members, volunteers, contractors, and partners to embrace the following principles intended to promote diversity and equity:

- Mutual Respect: We value and respect those persons, ideas, and experiences that are different from our own.
- Transparency: We have a responsibility to ourselves and our community to work towards mission and goals with honesty and transparency.
- Collaboration: We believe in creating space that welcomes and elevates a wide array of voices and talents.
- Accessibility: We believe that dance is for everyone: everybody and every body. We strive to make our programming available and accessible in a variety of ways.
- Creativity & Knowledge: Everyone has a story to tell, and we learn more about ourselves by listening to and learning from others. This cultivates and fosters creativity and helps Invertigo create works that reflect the ever-changing world around us and the new stories that are being shared every day.
- Intersectionality: We recognize that everyone carries multiple identities, and that there is a history and present reality of structural oppression and privilege within each person's lived experience.
- Accountability: We strive to create mechanisms for constant evaluation and feedback, and an open atmosphere of communication that values impact over intention.

---

### What are the organization's key strategies for making this happen?

Invertigo Dance Theatre creates powerful and visceral dance experiences that connect with audiences throughout the country. We collaborate with a wide variety of choreographers, theatre companies, musical ensembles, social service agencies, education programs, and designers to create accessible, thought provoking cultural experiences. Our engagement programming promotes physical and artistic empowerment, while simultaneously making dance accessible for underserved communities, low-income students, and those living with Parkinson's disease.

At Invertigo, we are continually committed to creating a community where people of all backgrounds can enjoy dance and storytelling. We believe that this is only possible through the creation of enriching environments that are diverse, inclusive, and equitable.

---

## What are the organization's capabilities for doing this?

Invertigo's collaborators, dancers, teaching artists, and staff cultivate public programs that celebrate dance as a transformational mode of storytelling and community-building. From full-length productions to community workshops, Invertigo has consistently utilized dance theatre as a catalyst for public engagement with and between a wide range of communities. Core programs include:

- 1) Dancing through Parkinson's (DTP): Provides dance classes to persons living with Parkinson's Disease and other neurodegenerative, mobility, and aging-related conditions. DTP connects storytelling through dance with physical health, mental health, and joyful community connection. Classes, which are free for attendees, focus on movement that restores/promotes balance, flexibility, and empowerment. Since Jan. 2019, DTP has provided weekly classes (virtually during COVID), launched an online classroom to expand access, started a Spanish/English class, piloted a storytelling series and created a dance film with participants. As of January 2023, Invertigo maintains three weekly classes: The Electric Lodge (Venice), LA Start Dance Studio (Tarzana), and Casa 0101 Theatre (Boyle Heights).
  - 2) Professional Dance Theatre: Invertigo is known for its highly athletic and playful main stage productions. In September 2019, Invertigo's FORMULAE AND FAIRY TALES premiered at the Broad Stage. The 2020-2021 tour was postponed/canceled, but the company is excited to remount this work in North Carolina in Spring 2023.
  - 3) Walk The Walk (WtW): Creates a brave, imaginative space for trans, gender non conforming, nonbinary, and intersex folks to collaborate. A series of panels, community workshops, performances, and printed zines, WtW launched in 2021 with funding from the City of Weho and will continue to evolve with support from CA Arts Council.
  - 4) SOL: A multidisciplinary storytelling initiative that illuminates local environmental justice issues in a free in-person community gathering, art share, and discussion.
  - 5) Invert/ED: after-school dance workshops for underserved youth in South LA and Culver City
- 

## What have and haven't they accomplished so far?

Invertigo has directly engaged tens of thousands of people through programming, and has been seen or heard by millions through TV and online broadcasts, as well as national radio features. The performance programming has won multiple awards, including the 2016 Grand Prize Winner at the McCallum Theater Choreography Festival and the 2018 National Dance Project Production Grant.

# Financials

FISCAL YEAR START: 01/01  
FISCAL YEAR END: 12/31

## FINANCIALS QUICK VIEW

Surpluses in last 5 years	4
Negative Net Assets in past 5 years	0

## Financial Trends Analysis

### Business Model Indicators

Created in Partnership with



Profitability	2018	2019	2020	2021	2022
Unrestricted surplus (deficit) before depreciation	\$39,828	-\$29,536	\$50,651	\$42,952	\$349,762
As a % of expenses	13.0%	-6.9%	10.4%	8.7%	86.3%
Unrestricted surplus (deficit) after depreciation	\$35,562	-\$29,973	\$45,411	\$37,624	\$338,391
As a % of expenses	11.5%	-7.0%	9.2%	7.5%	81.3%

Revenue Composition					
Total revenue (unrestricted & restricted)	\$321,632	\$425,534	\$537,336	\$539,296	\$776,450
Total revenue, % change over prior year	-1.3%	32.3%	26.3%	0.4%	44.0%
Program services revenue	8.5%	9.6%	4.4%	1.4%	2.7%
Membership dues	0.0%	0.0%	0.0%	0.0%	0.0%
Investment income	0.0%	0.0%	0.0%	0.0%	0.0%
Government grants	14.6%	16.1%	32.4%	53.9%	24.3%
All other grants and contributions	76.9%	74.2%	63.2%	44.6%	73.0%
Other revenue	0.0%	0.0%	0.0%	0.0%	0.0%

Expense Composition					
Total expenses before depreciation	\$305,996	\$428,052	\$486,685	\$496,344	\$405,088
Total expenses, % change over prior year	-14.2%	39.9%	13.7%	2.0%	-18.4%
Personnel	76.9%	72.2%	66.4%	67.3%	72.6%
Professional Fees	1.7%	2.3%	9.0%	6.7%	6.2%
Occupancy	2.7%	3.7%	2.7%	6.4%	4.8%
Interest	0.1%	0.0%	0.0%	0.2%	0.0%
Pass-Through	0.0%	0.0%	0.0%	0.0%	0.4%
All other expenses	18.6%	21.8%	21.9%	19.4%	16.0%



# Financial Trends Analysis, continued

## Moving Toward Full Cost Coverage

Full Cost Components (estimated)	2018	2019	2020	2021	2022
Total Expenses (after depreciation)	\$310,262	\$428,489	\$491,925	\$501,672	\$416,459
One Month of Savings	\$25,500	\$35,671	\$40,557	\$41,362	\$33,757
Debt Principal Repayment	\$0	\$0	\$0	\$80,945	\$0
Fixed Asset Additions	\$26,200	\$0	\$0	\$0	\$0
Total Full Costs (estimated)	\$361,962	\$464,160	\$532,482	\$623,979	\$450,216

## Capital Structure Indicators

Liquidity					
Months of cash	3.1	1.6	3.2	1.9	11.5
Months of cash and investments	3.1	1.6	3.2	1.9	11.5
Months of estimated liquid unrestricted net assets	3.7	1.8	3.2	3.8	15.0
Balance Sheet Composition					
Cash	\$78,090	\$56,853	\$131,613	\$77,462	\$388,799
Investments	\$0	\$0	\$0	\$0	\$0
Receivables	\$16,286	\$35,446	\$120,026	\$108,422	\$129,020
Gross land, buildings, and equipment (LBE)	\$26,200	\$26,200	\$26,200	\$27,966	\$1,766
Accumulated depreciation (% of LBE)	16.3%	17.9%	37.9%	54.6%	25.0%
Liabilities (as % of assets)	4.1%	26.5%	52.0%	28.1%	11.1%
Unrestricted net assets	\$0	\$0	\$0	\$0	\$0
Temporarily restricted net assets	\$0	N/A	N/A	N/A	N/A
Permanently restricted net assets	\$0	N/A	N/A	N/A	N/A
Total restricted net assets	\$0	\$0	\$0	\$0	\$0
Total net assets	\$115,653	\$85,680	\$131,091	\$168,715	\$507,106

## Key Data Checks

Material Data Errors	2018	2019	2020	2021	2022
	No	No	No	No	No

Note: This issue is relevant to a small number of organizations: The nonprofit subject(s) of this report may have affiliates. The Form 990 data may not include information about any or all potential affiliates. If an organization does have affiliates and these affiliates have substantial financial activity, the financial data in this report may not present a comprehensive picture of the nonprofit's financial condition. Please consult the 990s of any potentially related affiliates for additional information.

- ☒ [Formulas for key metrics](#)
- ☒ ['Key Revenue & Expense Data from Form 990'](#)
- ☒ ['Key Balance Sheet Data from Form 990'](#)

# Operations

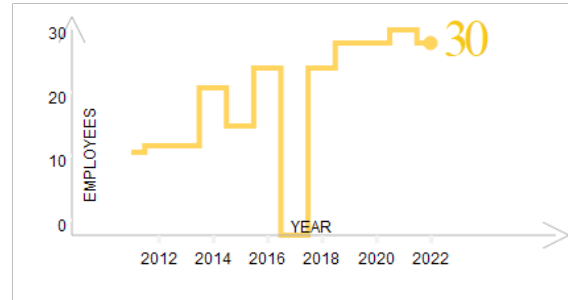
Source: Self-Reported by Organization, February 2023

## ARTISTIC DIRECTOR

Laura Karlin

## NUMBER OF EMPLOYEES

Source: IRS Form 990



## BOARD CHAIR

Laura Karlin

Invertigo Dance Theatre

## BOARD MEMBERS

Linda Berghoff  
American Diabetes Association

Fiona Karlin  
LACMA

Francine Ringold  
Poet, Retired Educator

Carla Sparks  
CEO of Savvy Sista

OFFICERS, DIRECTORS, TRUSTEES, AND KEY EMPLOYEES

FISCAL YEAR 2021

Name	Title	Compensation	Other	Related
Laura Karlin	BOARD MEMBER, PRESIDENT/AR	\$57,551	\$0	\$0
Diana Lynn Wallace	BOARD MEMBER	\$780	\$0	\$0
Fiona Karlin	BOARD MEMBER	\$0	\$0	\$0
Linda Berghoff	BOARD MEMBER	\$0	\$0	\$0
Alex Calle	BOARD MEMBER, TREASURER	\$0	\$0	\$0
Francine Ringold	BOARD MEMBER	\$0	\$0	\$0
Carla Sparks	BOARD MEMBER, SECRETARY	\$0	\$0	\$0
Pam Yoon	BOARD MEMBER, CHAIR	\$0	\$0	\$0
Branden Grimmett	BOARD MEMBER, VICE CHAIR	\$0	\$0	\$0
Tamara Benefield Faulk	BOARD MEMBER	\$0	\$0	\$0

OFFICERS, DIRECTORS, TRUSTEES, AND KEY EMPLOYEES

FISCAL YEAR 2020

Name	Title	Compensation	Other	Related
Laura Karlin	BOARD MEMBER, PRESIDENT/AR	\$45,449	\$0	\$0
Fiona Karlin	BOARD MEMBER	\$0	\$0	\$0
Linda Berghoff	BOARD MEMBER	\$0	\$0	\$0
Michael Karlin	BOARD MEMBER, CHAIR	\$0	\$0	\$0
Alex Calle	BOARD MEMBER, VICE-CHAIR	\$0	\$0	\$0
Francine Ringold	BOARD MEMBER	\$0	\$0	\$0
Carla Sparks	BOARD MEMBER, SECRETARY	\$0	\$0	\$0
Pam Yoon	BOARD MEMBER	\$0	\$0	\$0
Branden Grimmett	BOARD MEMBER	\$0	\$0	\$0
Tamara Benefield Faulk	BOARD MEMBER	\$0	\$0	\$0

OFFICERS, DIRECTORS, TRUSTEES, AND KEY EMPLOYEES

FISCAL YEAR 2019

Name	Title	Compensation	Other	Related
Laura Karlin	BOARD MEMBER, PRESIDENT/AR	\$43,788	\$0	\$0
Fiona Karlin	BOARD MEMBER	\$0	\$0	\$0
Linda Berghoff	BOARD MEMBER	\$0	\$0	\$0
Julie Gilbert	BOARD MEMBER, TREASURER	\$0	\$0	\$0
Michael Karlin	BOARD MEMBER, CHAIR	\$0	\$0	\$0
Alex Calle	BOARD MEMBER, VICE-CHAIR	\$0	\$0	\$0
Francine Ringold	BOARD MEMBER	\$0	\$0	\$0
Gloria Bradbury	BOARD MEMBER	\$0	\$0	\$0
Carla Sparks	BOARD MEMBER, SECRETARY	\$0	\$0	\$0
Pam Yoon	BOARD MEMBER	\$0	\$0	\$0

OFFICERS, DIRECTORS, TRUSTEES, AND KEY EMPLOYEES

FISCAL YEAR 2018

Name	Title	Compensation	Other	Related
Laura Karlin	BOARD MEMBER, PRESIDENT/AR	\$47,500	\$0	\$0
Fiona Karlin	BOARD MEMBER, SECRETARY	\$0	\$0	\$0
Linda Berghoff	BOARD MEMBER	\$0	\$0	\$0
Julie Gilbert	BOARD MEMBER	\$0	\$0	\$0
Michael Karlin	BOARD MEMBER, TREASURER	\$0	\$0	\$0
Joan Oliver	BOARD MEMBER	\$0	\$0	\$0
Alex Calle	BOARD MEMBER	\$0	\$0	\$0
Francine Ringold	BOARD MEMBER	\$0	\$0	\$0
Gloria Bradbury	BOARD MEMBER	\$0	\$0	\$0

**Paid Preparers**  
FISCAL YEAR 2022

Firm Name	Firm EIN	Firm Address	Firm Phone
GREEN HASSON & JANKS LLP	95-1777440	700 SOUTH FLOWER STREET SUITE 3300, LOS ANGELES CA 90017 USA	310-873-1600

**Paid Preparers**  
FISCAL YEAR 2021

Firm Name	Firm EIN	Firm Address	Firm Phone
GROUND CONTROL BUSINESS MANAGEMENT	954653786	2049 CENTURY PK E 1400, LOS ANGELES CA 90067	3103156200

**Paid Preparers**  
FISCAL YEAR 2020

Firm Name	Firm EIN	Firm Address	Firm Phone
SAVITSKY SATIN BACON & BUCCI	954653786	2049 CENTURY PK E 1400, LOS ANGELES CA 90067	3103156200

## Organizational Demographics

Who works and leads organizations that serve our diverse communities? This organization has voluntarily shared information to answer this important question and to support sector-wide learning. GuideStar partnered on this section with CHANGE Philanthropy and Equity in the Center.

### Leadership

The organization's leader identifies as:

Race & Ethnicity	Decline to state
Gender Identity	Decline to state
Sexual Orientation	Decline to state
Disability Status	Decline to state

### Race & Ethnicity

No data

### Gender Identity

### Transgender Identity

No data

### Sexual Orientation

No data

### Disability

No data.



# Appendix

Key Documents

IRS Forms 990	<a href="#">2022 990</a>
	<a href="#">2021 990</a>
	<a href="#">2020 990</a>
	<a href="#">2019 990</a>
	<a href="#">2018 990</a>
IRS Forms 990T	Not Available
Audited Financial Statements	Not Available
Key Organization Documents	<a href="#">Letter of Determination</a>
	<a href="#">2021 Annual Report</a>
	<a href="#">'Key Revenue &amp; Expense Data from Form 990'</a>
	<a href="#">'Key Balance Sheet Data from Form 990'</a>

Invertigo Dance Theatre

- 11166 Lucerne Ave.  
Culver City, CA 90230
- ✓ Foundation Status Code: PC\*  
✓ Public charity described in section 509(a)(1) or (2)

IRS Publication 78 Details



Organization name	Location	Most recent IRS Publication 78
Invertigo Dance Theatre	Culver City, CA	March 2024
EIN	<u>Deductibility status description</u>	Verified with most recent Internal Revenue Bulletin
26-2085983	A public charity (50% deductibility limitation).	March 25, 2024

IRS Business Master File Details



Organization name	Most recent IRS BMF	Reason for Non-Private Foundation Status
INVERTIGO DANCE THEATRE	March 12 2024	Section 509(a)(1) organization as referred to in Section 170(b)(1)(A)(vi)
EIN	IRS subsection	Ruling date
26-2085983	This organization is a <u>501(c)(3) Public Charity</u>	08/2008
This organization was not included in the Office of Foreign Assets Control Specially Designated Nationals (SDN) list.		

On September 8, 2011, the IRS issued [regulations](#) which eliminated the advance ruling process for a section 501(c)(3) organization. [Learn more](#)

\* The Foundation Status Code is the code that foundations are required to provide for each grantee annually on part XV of Form 990PF. Note that this code cannot be derived in some cases (e.g., supporting organizations for which 'type' can't be determined).

[IRS Revenue Procedure 2011-33](#) allows grantors to rely on third-party resources, such as GuideStar Charity Check, to obtain required Business Master File (BMF) data concerning a potential grantee's public charity classification under section 509 (a) (1), (2) or (3).

GuideStar Charity Check Data Sources

- GuideStar acquires all IRS data directly from the Internal Revenue Service.
- The [IRS Automatic Revocation of Exemption List](#) contains organizations that have had their federal tax-exempt status automatically revoked for failing to file an annual return or notice with the IRS for three consecutive years.
- The [IRS Publication 78 \(Cumulative List of Organizations\)](#) lists organizations that have been recognized by the Internal Revenue Service as eligible to receive tax-deductible contributions.
- The Foundation Status Code is a value derived by mapping the codes found on the [990PF filing instructions](#) to the corresponding codes in the IRS BMF. Note that not all codes are able to be mapped due to insufficient data.
- The [IRS Internal Revenue Bulletin](#) (IRB) lists changes in charitable status since the last Publication 78 release. Between the release of IRS Publication 78 and the subsequent IRS Internal Revenue Bulletin, the IRB date will reflect the most recent release date of IRS Publication 78.
- The Office of Foreign Assets Control (OFAC) [Specially Designated Nationals \(SDN\) list](#) organizations that are owned or controlled by targeted individuals, groups, and entities, such as terrorists or narcotics traffickers. Their assets are blocked and U.S. persons are generally prohibited from dealing with them.
- The [IRS Business Master File](#) lists approximately 1.7 million nonprofits registered with the IRS as tax-exempt organizations.