



Appalachian Trail Museum Inc

CONTENTS


EIN: 30-0127417
Report Generated on: 03/28/2024


Executive Summary	2
Programs & Results	4
Financial Review	5
Operations & Leadership	7

APPENDIX


Key Documents	16
Charity Check Report	17

Appalachian Trail Museum Inc

 Gardners, PA



<https://www.atmuseum.org/>



 (717)486-



[View GuideStar Profile](#)



MISSION

The Appalachian Trail Museum serves the Appalachian Trail community by telling the stories of the founding, construction, preservation, maintenance, protection, and enjoyment of the Trail since its creation. The Museum will collect, preserve, and interpret materials relevant to these subjects in an effort to portray not only the history of the Trail, but also the essence of the physical, intellectual, emotional, and spiritual human experience of the Appalachian environment and the culture of hiking.

EIN

30-0127417

RULING YEAR

2003

IRS SUBSECTION

501(c)(3) Public Charity

MAIN ADDRESS

1120 Pine Grove Rd
Gardners, PA
17324

AFFILIATION TYPE

Independent Organization

CONTACT

Julie Queen
manager@atmuseum.org

PRINCIPAL OFFICER

Larry Luxenberg President

MANAGER

Julie Queen

SUBJECT AREA

Arts and culture

Natural resources

Museums

NTEE Code

Museum & Museum Activities
(A50)

PROGRAMS

1. Appalachian Trail Hall of Fame

Population(s) served:

2. A.T. Museum Research Library

Population(s) served:

POPULATIONS SERVED

1. Children and youth

2. Adults

3. People of African descent

4. People of European descent

5. People of Latin American descent

6. Veterans

7. Activists

COMPLIANCE

- ✓ IRS Pub 78 Verified as of March 2024
- ✓ IRS BMF 509(a) (1) as of March 12, 2024
- ✗ A-133 Audit Required/Performed?
- ✓ Conflict of Interest Policy
- ✗ Written whistleblower policy

Section 509(a)(1) organization as referred to in Section 170(b)(1)(A)(vi)

TRANSPARENCY MEASURES

- ✗ Board Practices Reported?
- ✗ Diversity Data Reported?
- 12 Number of Independent Board Members

Programs & Results

PROGRAMS

Source: Self-Reported by Organization, May 2023

Appalachian Trail Hall of Fame

Population(s) Served: n/a

The A.T. Hall of Fame was developed by the Museum to honor persons who have made exceptional and positive contributions to the Appalachian Trail or the A.T. community. A class of honorees has been selected each year since 2011. Each year we solicit nominees from the general public. The Hall of Fame selection committee then goes through the nominations and selects the honorees for the year. They are honored each year at an induction ceremony. To date, we have inducted 56 Trail icons. Complete information is available at this webpage: <https://www.atmuseum.org/hall-of-fame1.html>

A.T. Museum Research Library

Population(s) Served: n/a

The Appalachian Trail Museum's Research Library acquires books, periodicals, and other records pertaining to trails and hiking, with a strong emphasis on the Appalachian Trail.

The Research Library on the third floor of the Appalachian Trail Museum is for the use of writers, academicians, historians, and others who wish to research the story of the Appalachian Trail and those who hike it, those who build and maintain it, and those who love it. Researchers will also find books on other trails and on hiking/backpacking in general.

For complete information, view this page on our website:

Financials

FISCAL YEAR START: 01/01
FISCAL YEAR END: 12/31

FINANCIALS QUICK VIEW

Surpluses in last 5 years	5
Negative Net Assets in past 5 years	0

Financial Trends Analysis

Business Model Indicators

Created in Partnership with



Profitability	2017	2018	2019	2021	2022
Unrestricted surplus (deficit) before depreciation	\$19,769	\$121,455	\$30,190	\$76,691	\$10,887
As a % of expenses	39.9%	178.8%	44.4%	81.0%	10.2%
Unrestricted surplus (deficit) after depreciation	\$2,958	\$103,973	\$12,351	\$58,707	-\$7,388
As a % of expenses	4.5%	121.8%	14.4%	52.1%	-5.9%
Revenue Composition					
Total revenue (unrestricted & restricted)	\$69,316	\$107,583	\$98,209	\$171,387	\$146,477
Total revenue, % change over prior year	-34.4%	55.2%	-8.7%	0.0%	-14.5%
Program services revenue	0.0%	0.0%	0.0%	0.0%	0.0%
Membership dues	0.0%	0.0%	0.0%	0.0%	0.0%
Investment income	0.3%	0.2%	0.3%	0.0%	0.1%
Government grants	0.0%	0.0%	0.0%	0.0%	0.0%
All other grants and contributions	78.8%	82.2%	81.4%	66.5%	62.0%
Other revenue	21.0%	17.7%	18.3%	33.5%	37.9%
Expense Composition					
Total expenses before depreciation	\$49,547	\$67,914	\$68,019	\$94,696	\$106,793
Total expenses, % change over prior year	-15.0%	37.1%	0.2%	0.0%	12.8%
Personnel	52.4%	40.0%	44.4%	55.3%	53.5%
Professional Fees	12.6%	5.5%	5.5%	7.2%	2.2%
Occupancy	10.2%	9.8%	15.4%	8.1%	7.6%
Interest	0.0%	0.0%	0.0%	0.0%	0.0%
Pass-Through	0.0%	0.0%	0.0%	0.0%	0.0%
All other expenses	24.8%	44.7%	34.8%	29.5%	36.6%

Financial Trends Analysis, continued

Moving Toward Full Cost Coverage

Full Cost Components (estimated)	2017	2018	2019	2021	2022
Total Expenses (after depreciation)	\$66,358	\$85,396	\$85,858	\$112,680	\$125,068
One Month of Savings	\$4,129	\$5,660	\$5,668	\$7,891	\$8,899
Debt Principal Repayment	\$0	\$0	\$0	\$0	\$0
Fixed Asset Additions	\$0	\$29,856	\$42,676	\$24,047	\$45,586
Total Full Costs (estimated)	\$70,487	\$120,912	\$134,202	\$144,618	\$179,553

Capital Structure Indicators

Liquidity					
Months of cash	14.3	13.2	12.2	14.1	12.6
Months of cash and investments	14.3	13.2	12.2	14.1	12.6
Months of estimated liquid unrestricted net assets	24.5	34.1	31.8	22.0	15.6
Balance Sheet Composition					
Cash	\$59,100	\$74,818	\$69,011	\$111,332	\$112,167
Investments	\$0	\$0	\$0	\$0	\$0
Receivables	\$0	\$0	\$0	\$0	\$0
Gross land, buildings, and equipment (LBE)	\$363,455	\$394,034	\$436,710	\$540,495	\$586,081
Accumulated depreciation (% of LBE)	24.0%	26.8%	28.3%	29.2%	30.1%
Liabilities (as % of assets)	0.4%	0.6%	0.6%	0.6%	0.5%
Unrestricted net assets	\$377,212	\$481,185	\$493,536	\$555,910	\$548,522
Temporarily restricted net assets	\$0	\$0	N/A	N/A	N/A
Permanently restricted net assets	\$0	\$0	N/A	N/A	N/A
Total restricted net assets	\$0	\$0	\$0	\$0	\$28,797
Total net assets	\$377,212	\$481,185	\$493,536	\$555,910	\$577,329

Key Data Checks

Material Data Errors	2017	2018	2019	2021	2022
	No	No	No	No	No

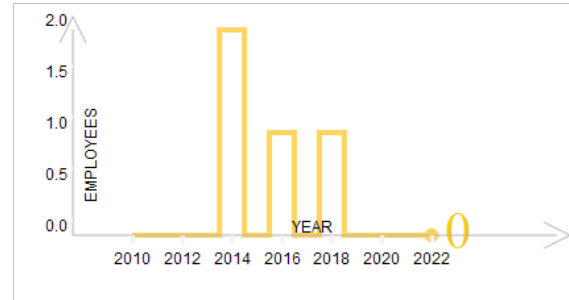
Note: This issue is relevant to a small number of organizations: The nonprofit subject(s) of this report may have affiliates. The Form 990 data may not include information about any or all potential affiliates. If an organization does have affiliates and these affiliates have substantial financial activity, the financial data in this report may not present a comprehensive picture of the nonprofit's financial condition.Please consult the 990s of any potentially related affiliates for additional information.

- ☒ [Formulas for key metrics](#)
- ☒ ['Key Revenue & Expense Data from Form 990'](#)
- ☒ ['Key Balance Sheet Data from Form 990'](#)

Operations

NUMBER OF EMPLOYEES

Source: IRS Form 990



Source: Self-Reported by Organization, May 2023

PRINCIPAL OFFICER

Larry Luxenberg President

CO PRINCIPAL OFFICER

Julie Queen

OFFICERS, DIRECTORS, TRUSTEES, AND KEY EMPLOYEES

FISCAL YEAR 2022

Name	Title	Compensation	Other	Related
Larry Luxenberg	President	\$0	\$0	\$0
Gwen Loose	Vice President	\$0	\$0	\$0
H Jay Sexton	Treasurer	\$0	\$0	\$0
William O'Brian	Secretary	\$0	\$0	\$0
Noel Decavalcante	Trustee	\$0	\$0	\$0
Robert Croyle	Trustee	\$0	\$0	\$0
Joe Harold	Trustee	\$0	\$0	\$0
Jim Foster	Trustee	\$0	\$0	\$0
Kristen Hoke	Trustee	\$0	\$0	\$0
Ryan Seltzer	Trustee	\$0	\$0	\$0
Ron Bengay	Trustee	\$0	\$0	\$0
Dakota Jackson	Trustee	\$0	\$0	\$0

OFFICERS, DIRECTORS, TRUSTEES, AND KEY EMPLOYEES

FISCAL YEAR 2021

Name	Title	Compensation	Other	Related
Larry Luxenberg	President	\$0	\$0	\$0
H Jay Sexton	Tresurer	\$0	\$0	\$0
William O'Brian	Secretary	\$0	\$0	\$0
Karen Lutz	Trustee	\$0	\$0	\$0
Laurie Potteiger	Trustee	\$0	\$0	\$0
Noel Decavalcante	Trustee	\$0	\$0	\$0
Robert Croyle	Trustee	\$0	\$0	\$0
Jim Foster	Trustee	\$0	\$0	\$0
Joe Harold	Trustee	\$0	\$0	\$0
Jim Foster	Trustee	\$0	\$0	\$0
Gwen Loose	Vice President	\$0	\$0	\$0

OFFICERS, DIRECTORS, TRUSTEES, AND KEY EMPLOYEES

FISCAL YEAR 2019

Name	Title	Compensation	Other	Related
Larry Luxenberg	President	\$0	\$0	\$0
H Jay Sexton	Tresurer	\$0	\$0	\$0
William O'Brian	Secretary	\$0	\$0	\$0
Karen Lutz	Trustee	\$0	\$0	\$0
Laurie Potteiger	Trustee	\$0	\$0	\$0
Noel Decavalcante	Trustee	\$0	\$0	\$0
Robert Croyle	Trustee	\$0	\$0	\$0
Tom Johnson	Trustee	\$0	\$0	\$0
Joe Harold	Trustee	\$0	\$0	\$0
Jim Foster	Trustee	\$0	\$0	\$0
Gwen Loose	Vice President	\$0	\$0	\$0

OFFICERS, DIRECTORS, TRUSTEES, AND KEY EMPLOYEES

FISCAL YEAR 2018

Name	Title	Compensation	Other	Related
Larry Luxenberg	President	\$0	\$0	\$0
H Jay Sexton	Tresurer	\$0	\$0	\$0
William O'Brian	Secretary	\$0	\$0	\$0
Karen Lutz	Trustee	\$0	\$0	\$0
Laurie Potteiger	Trustee	\$0	\$0	\$0
Noel Decavalcante	Trustee	\$0	\$0	\$0
Robert Croyle	Trustee	\$0	\$0	\$0
Tom Johnson	Trustee	\$0	\$0	\$0
Joe Harold	Trustee	\$0	\$0	\$0
Jim Foster	Trustee	\$0	\$0	\$0
Gwen Loose	Vice President	\$0	\$0	\$0

OFFICERS, DIRECTORS, TRUSTEES, AND KEY EMPLOYEES

FISCAL YEAR 2017

Name	Title	Compensation	Other	Related
Karen Lutz	Trustee	\$0	\$0	\$0
Laurie Potteiger	Trustee	\$0	\$0	\$0
Noel Decavalcante	Trustee	\$0	\$0	\$0
Robert Croyle	Trustee	\$0	\$0	\$0
Tom Johnson	Trustee	\$0	\$0	\$0
Margy Schmidt	Trustee	\$0	\$0	\$0
Howard Davis	Trustee	\$0	\$0	\$0
Larry Luxenberg	President	\$0	\$0	\$0
H Jay Sexton	Tresurer	\$0	\$0	\$0
William O'Brian	Secretary	\$0	\$0	\$0
Gwen Loose	Vice President	\$0	\$0	\$0

Contractors

FISCAL YEAR 2021

Name	Address	Type of Service	Compensation
None			
Graphic Masters	800 Vogelsong Rd, YORK 174041379		
Tuckey Mechanical Services Inc	170 Stover Drive, CARLISLE 17015		

Contractors

FISCAL YEAR 2019

Name	Address	Type of Service	Compensation
none			

Paid Preparers

FISCAL YEAR 2022

Firm Name	Firm EIN	Firm Address	Firm Phone
WITHUM SMITH BROWN PC		506 CARNEGIE CENTER STE 400, PRINCETON NJ 085406243 USA	609-520-1188

Paid Preparers

FISCAL YEAR 2021

Firm Name	Firm EIN	Firm Address	Firm Phone
WITHUM SMITH BROWN PC		506 CARNEGIE CENTER STE 400, PRINCETON NJ 085406243	6095201188

Paid Preparers

FISCAL YEAR 2019

Firm Name	Firm EIN	Firm Address	Firm Phone
WITHUM SMITH BROWN PC		506 CARNEGIE CENTER STE 400, PRINCETON NJ 085406243 USA	609-520-1188

Organizational Demographics

Who works and leads organizations that serve our diverse communities? This organization has voluntarily shared information to answer this important question and to support sector-wide learning. GuideStar partnered on this section with CHANGE Philanthropy and Equity in the Center.

Leadership

The organization's leader identifies as:
No data

Race & Ethnicity

No data

Gender Identity

Transgender Identity

No data

Sexual Orientation

No data

Disability

No data.

Appendix

Key Documents

IRS Forms 990	2022 990
	2021 990
	2019 990
	2018 990
	2017 990
IRS Forms 990T	Not Available
Audited Financial Statements	Not Available
Key Organization Documents	'Key Revenue & Expense Data from Form 990'
	'Key Balance Sheet Data from Form 990'

Appalachian Trail Museum Inc

1120 Pine Grove Rd
Gardners, PA 17324

✓

Foundation Status Code: PC*

✓

Public charity described in section 509(a)(1) or (2)

IRS Publication 78 Details			<div>✓ IRS Pub 78 verified</div>
Organization name	Location	Most recent IRS Publication 78	
Appalachian Trail Museum Inc.	Gardners, PA	March 2024	
EIN	<u>Deductibility status description</u>	Verified with most recent Internal Revenue Bulletin	
30-0127417	A public charity (50% deductibility limitation).	March 25, 2024	

IRS Business Master File Details			IRS BMF	509(a)(1)
Organization name	Most recent IRS BMF	Reason for Non-Private Foundation Status		
APPALACHIAN TRAIL MUSEUM INC	March 12 2024	Section 509(a)(1) organization as referred to in Section 170(b)(1)(A)(vi)		
EIN	IRS subsection	Ruling date		
30-0127417	This organization is a <u>501(c)(3) Public Charity</u>	11/2003		
This organization was not included in the Office of Foreign Assets Control Specially Designated Nationals (SDN) list.				

On September 8, 2011, the IRS issued [regulations](#) which eliminated the advance ruling process for a section 501(c)(3) organization. [Learn more](#)

* The Foundation Status Code is the code that foundations are required to provide for each grantee annually on part XV of Form 990PF. Note that this code cannot be derived in some cases (e.g., supporting organizations for which 'type' can't be determined).

[IRS Revenue Procedure 2011-33](#) allows grantors to rely on third-party resources, such as GuideStar Charity Check, to obtain required Business Master File (BMF) data concerning a potential grantee's public charity classification under section 509 (a) (1), (2) or (3).

GuideStar Charity Check Data Sources

- GuideStar acquires all IRS data directly from the Internal Revenue Service.
- The [IRS Automatic Revocation of Exemption List](#) contains organizations that have had their federal tax-exempt status automatically revoked for failing to file an annual return or notice with the IRS for three consecutive years.
- The [IRS Publication 78 \(Cumulative List of Organizations\)](#) lists organizations that have been recognized by the Internal Revenue Service as eligible to receive tax-deductible contributions.
- The Foundation Status Code is a value derived by mapping the codes found on the [990PF filing instructions](#) to the corresponding codes in the IRS BMF. Note that not all codes are able to be mapped due to insufficient data.
- The [IRS Internal Revenue Bulletin](#) (IRB) lists changes in charitable status since the last Publication 78 release. Between the release of IRS Publication 78 and the subsequent IRS Internal Revenue Bulletin, the IRB date will reflect the most recent release date of IRS Publication 78.
- The Office of Foreign Assets Control (OFAC) [Specially Designated Nationals \(SDN\) list](#) organizations that are owned or controlled by targeted individuals, groups, and entities, such as terrorists or narcotics traffickers. Their assets are blocked and U.S. persons are generally prohibited from dealing with them.
- The [IRS Business Master File](#) lists approximately 1.7 million nonprofits registered with the IRS as tax-exempt organizations.