



QUINCY ANIMAL SHELTER INC

CONTENTS


EIN: 31-1703439
Report Generated on: 03/28/2024


Executive Summary	2
Programs & Results	4
Financial Review	7
Operations & Leadership	9


APPENDIX


Key Documents	17
Charity Check Report	18

QUINCY ANIMAL SHELTER INC

 aka QAS

 Quincy, MA

 www.quincyanimalshelter.org

 (617)376-1349

 View GuideStar Profile



MISSION

Our mission is to advocate for animals by providing safety until home placement of those in our care. We promote spay and neuter programs as a means to control pet overpopulation and continually strive to be the leading community resource for education on proper animal welfare.

EIN

31-1703439

RULING YEAR

2000

IRS SUBSECTION

501(c)(3) Public Charity

FOUNDING YEAR

1999

MAIN ADDRESS

PO Box 690088
Quincy, MA
02269

AFFILIATION TYPE

Independent Organization

CONTACT

Sandra Sines, President
(617) 376-1349
president@quincyanimalshelter.org

PRINCIPAL OFFICER

Sandra Sines

BOARD CHAIR

Sandra Sines

SUBJECT AREA

Domesticated animals

Animal welfare

NTEE Code

Animal Protection and Welfare
(includes Humane Societies
and SPCAs) (D20)

Single Organization Support
(D11)

Fund Raising and/or Fund
Distribution (D12)

PROGRAMS

1. Wesley's Wish Feral Program

Population(s) served:Adults

2. Mickey's Medical Fund

Population(s) served:Adults

3. Foster Care

Population(s) served:Adults

4. Hospice Care

Population(s) served:Adults

5. Kitten Care

Population(s) served:Adults, Families

POPULATIONS SERVED

1. Adults

COMPLIANCE

- ✓ IRS Pub 78 Verified as of March 2024
- ✓ IRS BMF 509(a) (1) as of March 12, 2024
- ✗ A-133 Audit Required/Performed?
- ✓ Conflict of Interest Policy
- ✗ Written whistleblower policy

Section 509(a)(1) organization as referred to in Section 170(b)(1)(A)(vi)

TRANSPARENCY MEASURES

- ✗ Board Practices Reported?
- ✓ Diversity Data Reported?
- 7 Number of Independent Board Members

Programs & Results

PROGRAMS

Source: Self-Reported by Organization,
January 2024

Wesley's Wish Feral Program

Population(s) Served:

Adults

Quincy Animal Shelter's Feral Cat Program is dedicated to assisting feral cats; and offers colony assistance, information on low cost trap/ spay neuter/ return (TNR) programs and educational resources.

We also utilize foster care for animals that are facing the end of their lives. Animals with terminal illness are not good adoption candidates. However, they may still enjoy a good quality of life for some time. These very special foster care providers allow a cat or dog to live out their days in the comfort of a loving home.

Kitten Care

Population(s) Served:

General/Unspecified
Families

Fostering Kittens

Mickey's Medical Fund

Population(s) Served:

Adults

The Mickey Medical Fund:
This program was created by a volunteer in memory of her dog, Mickey. The fund is intended to cover extraordinary medical expenses; procedures we would be unable to do within our normal operating budget.

Foster Care

Population(s) Served:

Adults

The Foster Care program provides temporary housing in private homes for pregnant or nursing cats, and kittens. Foster care providers feed, socialize and care for the cats/kittens until they are ready for adoption. Annually, the Shelter cares for over 200 kittens through this program.

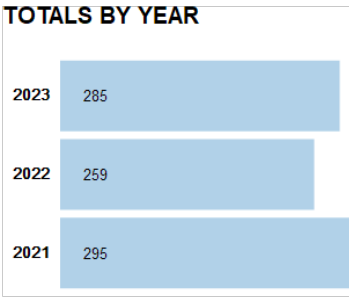
Hospice Care

Population(s) Served:

Adults

RESULTS

Number of animals rehomed



Population(s) Served: No target populations selected

Related program:

CHARTING IMPACT

What is the organization aiming to accomplish?

- Promote low cost spay neuter programs for low income residents
 - Introduce an annual microchip clinic for the public.
 - Offer Pet First Aid classes to the public.
 - To establish a pet "food pantry" for low income residents.
-

What are the organization's key strategies for making this happen?

In an effort to reduce the ever increasing operating costs, the Shelter has partnered with various Veterinary Hospitals which provide services for shelters at a special rate. Doing so resulted in the Shelter seeing a 17% reduction in Veterinary Care. Additionally, acceptance into a major veterinary drug provider's shelter program allows us to save nearly 70% on the cost of necessary vaccines like rabies and distemper. Enrollment in other shelter programs has also saved us money on necessary items like pet food. Further savings have been achieved by reducing our vendor base; taking advantage of free shipping and utilizing reward incentives.

What are the organization's capabilities for doing this?

Recently the Shelter implemented a year over year cost benefit analysis for fundraising and events. The itemized progress reports help the Shelter determine the most cost effective and efficient way to grow.

In an effort to reduce the ever increasing operating costs, the Shelter has partnered with various Veterinary Hospitals which provide services for shelters at a special rate. Doing so resulted in the Shelter seeing a 17% reduction in Veterinary Care. Additionally, acceptance into a major veterinary drug provider's shelter program allows us to save nearly 70% on the cost of necessary vaccines like rabies and distemper. Enrollment in other shelter programs has also saved us money on necessary items like pet food. Further savings have been achieved by reducing our vendor base; taking advantage of free shipping and utilizing reward incentives.

What have and haven't they accomplished so far?

Recently the Shelter implemented a year over year cost benefit analysis for fundraising and events. The itemized progress reports help the Shelter determine the most cost effective and efficient way to grow.

In an effort to reduce the ever increasing operating costs, the Shelter has partnered with various Veterinary Hospitals which provide services for shelters at a special rate. Doing so resulted in the Shelter seeing a 17% reduction in Veterinary Care. Additionally, acceptance into a major veterinary drug provider's shelter program allows us to save nearly 70% on the cost of necessary vaccines like rabies and distemper. Enrollment in other shelter programs has also saved us money on necessary items like pet food. Further savings have been achieved by reducing our vendor base; taking advantage of free shipping and utilizing reward incentives.

Financials

FISCAL YEAR START: 01/01
FISCAL YEAR END: 12/31

FINANCIALS QUICK VIEW

Surpluses in last 5 years	5
Negative Net Assets in past 5 years	0

Financial Trends Analysis

Business Model Indicators

Created in Partnership with



Profitability	2017	2018	2019	2020	2021
Unrestricted surplus (deficit) before depreciation	\$31,742	\$88,452	\$108,472	\$388,454	\$278,009
As a % of expenses	15.3%	42.1%	49.4%	214.1%	137.2%
Unrestricted surplus (deficit) after depreciation	\$31,078	\$87,946	\$108,150	\$388,138	\$278,009
As a % of expenses	14.9%	41.8%	49.2%	213.5%	137.2%
Revenue Composition					
Total revenue (unrestricted & restricted)	\$239,394	\$298,406	\$328,035	\$569,928	\$477,377
Total revenue, % change over prior year	-13.8%	24.7%	9.9%	73.7%	-16.2%
Program services revenue	26.0%	41.3%	19.7%	0.7%	14.0%
Membership dues	0.0%	0.0%	0.0%	0.0%	0.0%
Investment income	10.1%	-13.9%	22.7%	57.7%	1.2%
Government grants	0.0%	0.0%	0.0%	0.0%	0.0%
All other grants and contributions	63.9%	69.0%	56.8%	41.6%	83.1%
Other revenue	0.0%	3.6%	0.7%	0.0%	1.7%
Expense Composition					
Total expenses before depreciation	\$207,652	\$209,954	\$219,563	\$181,474	\$202,570
Total expenses, % change over prior year	-12.6%	1.1%	4.6%	-17.3%	11.6%
Personnel	22.0%	21.8%	21.5%	26.9%	25.3%
Professional Fees	1.4%	1.5%	1.5%	2.3%	4.4%
Occupancy	0.0%	0.0%	0.0%	0.0%	0.0%
Interest	0.0%	0.0%	0.0%	0.0%	0.0%
Pass-Through	0.0%	0.0%	0.0%	0.0%	0.0%
All other expenses	76.6%	76.7%	77.0%	70.8%	70.3%

Financial Trends Analysis, continued

Moving Toward Full Cost Coverage

Full Cost Components (estimated)	2017	2018	2019	2020	2021
Total Expenses (after depreciation)	\$208,316	\$210,460	\$219,885	\$181,790	\$202,570
One Month of Savings	\$17,304	\$17,496	\$18,297	\$15,123	\$16,881
Debt Principal Repayment	\$0	\$0	\$0	\$0	\$0
Fixed Asset Additions	\$0	\$0	\$0	\$0	\$0
Total Full Costs (estimated)	\$225,620	\$227,956	\$238,182	\$196,913	\$219,451

Capital Structure Indicators

Liquidity					
Months of cash	8.4	13.8	5.5	23.5	27.0
Months of cash and investments	21.0	26.0	30.6	62.6	72.8
Months of estimated liquid unrestricted net assets	21.1	26.0	30.7	62.9	72.8
Balance Sheet Composition					
Cash	\$145,541	\$241,870	\$101,540	\$355,127	\$456,590
Investments	\$218,176	\$212,237	\$459,006	\$591,751	\$772,263
Receivables	\$0	\$0	\$0	\$0	\$0
Gross land, buildings, and equipment (LBE)	\$11,221	\$11,221	\$11,221	\$11,221	\$11,221
Accumulated depreciation (% of LBE)	89.8%	94.3%	97.2%	100.0%	100.0%
Liabilities (as % of assets)	0.0%	0.3%	0.2%	0.1%	0.4%
Unrestricted net assets	\$0	\$0	\$0	\$951,043	\$1,229,052
Temporarily restricted net assets	\$0	\$0	N/A	N/A	N/A
Permanently restricted net assets	\$0	\$0	N/A	N/A	N/A
Total restricted net assets	\$0	\$0	\$0	\$0	\$0
Total net assets	\$366,809	\$454,755	\$562,905	\$951,043	\$1,229,052

Key Data Checks

Material Data Errors	2017	2018	2019	2020	2021
	No	No	No	No	No

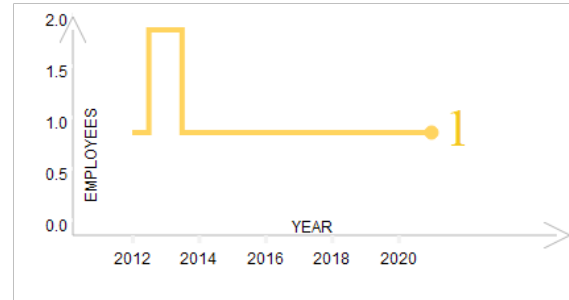
Note: This issue is relevant to a small number of organizations: The nonprofit subject(s) of this report may have affiliates. The Form 990 data may not include information about any or all potential affiliates. If an organization does have affiliates and these affiliates have substantial financial activity, the financial data in this report may not present a comprehensive picture of the nonprofit's financial condition.Please consult the 990s of any potentially related affiliates for additional information.

- ☒ [Formulas for key metrics](#)
- ☒ ['Key Revenue & Expense Data from Form 990'](#)
- ☒ ['Key Balance Sheet Data from Form 990'](#)

Operations

NUMBER OF EMPLOYEES

Source: IRS Form 990



Source: Self-Reported by Organization, January 2024

PRINCIPAL OFFICER

Sandra Sines

Sandra began volunteering at Quincy Animal Shelter in August 1999. She has held several positions, including Canine Manager, Adoption Manager, Shelter Director, Foster Mom, Scoop Editor and Board Member. Since 2019, she has served as the President of the Board of Directors.

For Sandra, volunteering at QAS has been a life changing experience. She sees the shelter as a valuable resource to be accessed by the entire community. Saving as many animals as we can. Helping humans during difficult times and making sure our volunteers know that they are valued and appreciated.

Since 2001, Sandra has worked as an Auto Claims Manager for Quincy Mutual Group. She recently earned her Masters Degree in Conflict Resolution from the McCormick School of Government at UMass Boston. She also spent many years working as a photographer.

Although Sandra has lived most of her life in North Quincy, she currently resides in Pembroke with her super supportive husband, Marty, her two amazing dogs and five cra

BOARD CHAIR

Sandra Sines

Term: 2019 -

BOARD MEMBERS

- Joanne McCarthy
- Peg O'Brien
- William Sempolinski
- Kit Burke
- Emily Duff
- Lauren Cheney
- Jessica Jusino
- Lianne Busa
- Meghan Sisk
- Georgia Polemenakos
- Lynn Buskey
- Michael Daley

OFFICERS, DIRECTORS, TRUSTEES, AND KEY EMPLOYEES

FISCAL YEAR 2021

Name	Title	Compensation	Other	Related
Kathryn Burke	SHELTER DIRECTOR	\$47,263	\$0	\$0
Joanne McCarthy	Director	\$0	\$0	\$0
Margaret O'Brien	Director	\$0	\$0	\$0
William Sempolinski	Treasurer	\$0	\$0	\$0
Claire Thompson	Vice President	\$0	\$0	\$0
Emily Duff	Director	\$0	\$0	\$0
Sandra Sines	President	\$0	\$0	\$0
Lauren Grenier	Director	\$0	\$0	\$0
Jessica Jusino	Director	\$0	\$0	\$0
Lianne Busa	Secretary	\$0	\$0	\$0

OFFICERS, DIRECTORS, TRUSTEES, AND KEY EMPLOYEES

FISCAL YEAR 2020

Name	Title	Compensation	Other	Related
Kathryn Burke	SHELTER DIRECTOR	\$44,911	\$0	\$0
Joanne McCarthy	Director	\$0	\$0	\$0
Margaret O'Brien	Director	\$0	\$0	\$0
William Sempolinski	Treasurer	\$0	\$0	\$0
Claire Thompson	Vice President	\$0	\$0	\$0
Emily Duff	Director	\$0	\$0	\$0
Sandra Sines	President	\$0	\$0	\$0
Lauren Grenier	Director	\$0	\$0	\$0
Jessica Jusino	Director	\$0	\$0	\$0
Lianne Busa	Secretary	\$0	\$0	\$0

OFFICERS, DIRECTORS, TRUSTEES, AND KEY EMPLOYEES

FISCAL YEAR 2019

Name	Title	Compensation	Other	Related
Emily Duff	DIRECTOR	\$0	\$0	\$0
Joanne McCarthy	DIRECTOR	\$0	\$0	\$0
Margaret O'Brien	DIRECTOR/BOO	\$0	\$0	\$0
William Sempolinski	TREASURER	\$0	\$0	\$0
Sandra Sines	PRESIDENT	\$0	\$0	\$0
Claire Thompson	VICE PRESIDE	\$0	\$0	\$0
Jeff Viall	DIRECTOR	\$0	\$0	\$0

OFFICERS, DIRECTORS, TRUSTEES, AND KEY EMPLOYEES

FISCAL YEAR 2018

Name	Title	Compensation	Other	Related
William Sempolinski	TREASURER	\$0	\$0	\$0
Joanne McCarthy	DIRECTOR	\$0	\$0	\$0
Margaret O'Brien	DIRECTOR/BOO	\$0	\$0	\$0
Dawn Gaffney	DIRECTOR	\$0	\$0	\$0
Peter Helms	DIRECTOR	\$0	\$0	\$0
Angela Pimental	DIRECTOR	\$0	\$0	\$0
Claire Thompson	VICE PRESIDE	\$0	\$0	\$0
Courtney O'Keefe	PRESIDENT	\$0	\$0	\$0

OFFICERS, DIRECTORS, TRUSTEES, AND KEY EMPLOYEES

FISCAL YEAR 2017

Name	Title	Compensation	Other	Related
William Sempolinski	TREASURER	\$0	\$0	\$0
Janet Parisi	DIRECTOR	\$0	\$0	\$0
Sherri Farrell	DIRECTOR	\$0	\$0	\$0
Joanne McCarthy	DIRECTOR	\$0	\$0	\$0
Margaret O'Brien	SECRETARY	\$0	\$0	\$0
Dawn Gaffney	DIRECTOR	\$0	\$0	\$0
Peter Helms	DIRECTOR	\$0	\$0	\$0
Angela Pimental	DIRECTOR	\$0	\$0	\$0
Michele Mold	DIRECTOR/CLE	\$0	\$0	\$0
Courtney O'Keefe	DIRECTOR	\$0	\$0	\$0

Paid Preparers

FISCAL YEAR 2021

Firm Name	Firm EIN	Firm Address	Firm Phone
Ann M Taylor CPA PC	810915010	94 LAKEWOOD RD, SOUTH WEYMOUTH MA 02190	7814134171

Paid Preparers

FISCAL YEAR 2020

Firm Name	Firm EIN	Firm Address	Firm Phone
Ann M Taylor CPA PC	810915010	94 LAKEWOOD RD, SOUTH WEYMOUTH MA 02190	7814134171

Paid Preparers

FISCAL YEAR 2019

Firm Name	Firm EIN	Firm Address	Firm Phone
DENNIS & ASSOCIATES PC	04-3300206	176 GRANITE STREET, QUINCY MA 021695016 USA	617-479-6300

Organizational Demographics

Who works and leads organizations that serve our diverse communities? This organization has voluntarily shared information to answer this important question and to support sector-wide learning. GuideStar partnered on this section with CHANGE Philanthropy and Equity in the Center.

Leadership

The organization's leader identifies as:

Race & Ethnicity	White/Caucasian/European
Gender Identity	Female, Not transgender
Sexual Orientation	Heterosexual or Straight
Disability Status	Person without a disability

Race & Ethnicity

No data

Gender Identity

Transgender Identity

No data

Sexual Orientation

No data

Disability

No data.

Appendix

Key Documents

IRS Forms 990	2021 990
	2020 990
	2019 990
	2018 990
	2017 990
IRS Forms 990T	Not Available
Audited Financial Statements	2021 Audited Financial Statement
	2020 Audited Financial Statement
	2018 Audited Financial Statement
Key Organization Documents	'Key Revenue & Expense Data from Form 990'
	'Key Balance Sheet Data from Form 990'

QUINCY ANIMAL SHELTER INC

Aka QAS

PO Box 690088
Quincy, MA 02269

- ✓ Foundation Status Code: PC*
- ✓ Public charity described in section 509(a)(1) or (2)

IRS Publication 78 Details



Organization name	Location	Most recent IRS Publication 78
Quincy Animal Shelter Inc.	Quincy, MA	March 2024
EIN	Deductibility status description	Verified with most recent Internal Revenue Bulletin
31-1703439	A public charity (50% deductibility limitation).	March 25, 2024

IRS Business Master File Details



Organization name	Most recent IRS BMF	Reason for Non-Private Foundation Status
QUINCY ANIMAL SHELTER INC	March 12 2024	Section 509(a)(1) organization as referred to in Section 170(b)(1)(A)(vi)
EIN	IRS subsection	Ruling date
31-1703439	This organization is a 501(c)(3) Public Charity	05/2000
This organization was not included in the Office of Foreign Assets Control Specially Designated Nationals (SDN) list.		

On September 8, 2011, the IRS issued [regulations](#) which eliminated the advance ruling process for a section 501(c)(3) organization. [Learn more](#)

* The Foundation Status Code is the code that foundations are required to provide for each grantee annually on part XV of Form 990PF. Note that this code cannot be derived in some cases (e.g., supporting organizations for which 'type' can't be determined).

[IRS Revenue Procedure 2011-33](#) allows grantors to rely on third-party resources, such as GuideStar Charity Check, to obtain required Business Master File (BMF) data concerning a potential grantee's public charity classification under section 509 (a) (1), (2) or (3).

GuideStar Charity Check Data Sources

- GuideStar acquires all IRS data directly from the Internal Revenue Service.
- The [IRS Automatic Revocation of Exemption List](#) contains organizations that have had their federal tax-exempt status automatically revoked for failing to file an annual return or notice with the IRS for three consecutive years.
- [IRS Publication 78 \(Cumulative List of Organizations\)](#) lists organizations that have been recognized by the Internal Revenue Service as eligible to receive tax-deductible contributions.
- The Foundation Status Code is a value derived by mapping the codes found on the [990PF filing instructions](#) to the corresponding codes in the IRS BMF. Note that not all codes are able to be mapped due to insufficient data.
- The [IRS Internal Revenue Bulletin](#) (IRB) lists changes in charitable status since the last Publication 78 release. Between the release of IRS Publication 78 and the subsequent IRS Internal Revenue Bulletin, the IRB date will reflect the most recent release date of IRS Publication 78.
- The Office of Foreign Assets Control (OFAC) [Specially Designated Nationals \(SDN\) list](#) organizations that are owned or controlled by targeted individuals, groups, and entities, such as terrorists or narcotics traffickers. Their assets are blocked and U.S. persons are generally prohibited from dealing with them.
- The [IRS Business Master File](#) lists approximately 1.7 million nonprofits registered with the IRS as tax-exempt organizations.