



AMERICAN BOARD OF RADIOLOGY INCORPORATED

CONTENTS

EIN: 41-0773787
Report Generated on: 03/28/2024

Executive Summary	2
Programs & Results	4
Financial Review	7
Operations & Leadership	9

APPENDIX

Key Documents	21
Charity Check Report	22

AMERICAN BOARD OF RADIOLOGY INCORPORATED

👤

 aka American Board of Radiology

📍

 Tucson, AZ

🌐

 www.theabr.org

📞

 (520)790-2900

🔗

 View GuideStar Profile



AMERICAN BOARD
OF RADIOLOGY



MISSION

To certify that our diplomates demonstrate the requisite knowledge, skill, and understanding of their disciplines to the benefit of patients.

EIN

41-0773787

EXECUTIVE DIRECTOR

Brent Wagner

RULING YEAR

1945

BOARD CHAIR

Robert Barr

IRS SUBSECTION

501(c)(6) Business Leagues, etc.

SUBJECT AREA

Consumer protection

FOUNDING YEAR

1934

NTEE Code

Consumer Protection and
Safety (W90)

MAIN ADDRESS

5441 East Williams Circle
Tucson, AZ
85711

AFFILIATION TYPE

Independent Organization

CONTACT

Mr. David Laszakovits
American Board of Radiology,
Director of Communications
(520) 790-2900
davidl@theabr.org

PROGRAMS

1. Continuing Certification

Population(s) served:Adults, Children and youth

2. Initial Certification

Population(s) served:Adults, Children and youth

POPULATIONS SERVED

1. Children and youth

2. Adults

COMPLIANCE

- ✗ IRS Pub 78 Not Verified as of March 2024
- ✓ A-133 Audit Required/Performed?
- ✓ Conflict of Interest Policy
- ✓ Written whistleblower policy

ALERTS

This organization (EIN 41-0773787) does not meet IRS criteria for appearing in Publication 78. There are many reasons why an organization may not appear. Go to the [Scope of IRS Publication 78](#) for more details.

TRANSPARENCY MEASURES

- ✓ Board Practices Reported?
- ✗ Diversity Data Reported?
- 9 Number of Independent Board Members

Programs & Results

PROGRAMS

Source: Self-Reported by Organization,
January 2024

Continuing Certification

Population(s) Served:

General/Unspecified

The Continuing Certification program (formerly known as Maintenance of Certification) promotes continued lifelong learning and proficiency. We continue to look for meaningful ways to improve all aspects of our initial certification and CC programs. Our primary focus for the next several years is the implementation and continuous improvement of the ABR's Online Longitudinal Assessment (OLA) program, which provides our diplomates an opportunity to continuously assess their clinical practice knowledge, identify practice knowledge gaps, and remediate those gaps through re-assessment.

Initial Certification

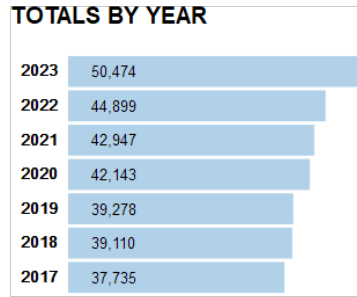
Population(s) Served:

General/Unspecified

The ABR conducts initial qualifying and certifying examinations to ascertain the qualification of those who have completed training in the specialties of radiology, as well as several subspecialty areas. Following initial certification, radiologists and medical physicists are called "diplomates of the ABR."

RESULTS

Number of participants engaged in programs

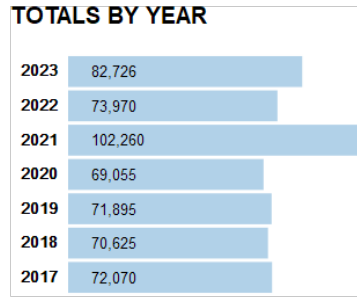


Population(s) Served: No target populations selected

Related program:

Notes: Represents the total number of candidates with an active initial certification application and the number of diplomates participating in Continuing Certification.

Total number of volunteer hours contributed to the organization

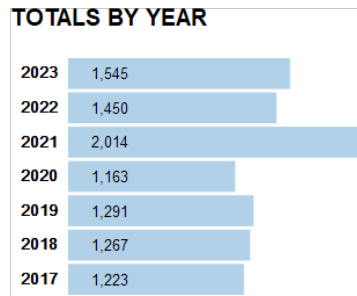


Population(s) Served: No target populations selected

Related program:

Notes: Represents the total number of hours contributed by volunteers

Number of volunteers



Population(s) Served: No target populations selected

Related program:

Notes: Represents the total number of filled volunteer committee positions

CHARTING IMPACT

What is the organization aiming to accomplish?

To certify that our candidates and diplomates (those who have passed our initial certifying exams) demonstrate the requisite knowledge, skill and understanding of their discipline to the benefit of patients. We offer certification in four specialties (diagnostic radiology, interventional radiology, medical physics, and radiation oncology), and subspecialty certification in neuroradiology, nuclear radiology, pediatric radiology, hospice and palliative medicine, and pain medicine.

What are the organization's key strategies for making this happen?

Develop and administer reliable initial certifying exams to provide board certification for physicians and physicists who pass our exams.

In addition, create a robust maintenance of certification (MOC) program that promotes continued lifelong learning, regular assessment of clinical knowledge, and continuous improvement in medical practice.

What are the organization's capabilities for doing this?

Our mission is supported by a group of ABR-certified physicians and physicists who volunteer their time and expertise in creating all our exams. These volunteers are not compensated financially for their time.

In addition, our Boards of Governors and Trustees, who are also unpaid volunteers, oversee the development of ABR initial certification and maintenance of certification (MOC) program policy, which is implemented by a devoted and professional staff.

What have and haven't they accomplished so far?

Since our founding in 1934, we've issued 70,204 certificates for various specialties and subspecialties in radiology. We continue develop and administer the exams required to issue several certificates every year as part of our initial certification process. Paired with successful completion of accredited residency training, competent candidates are able to become certified by the ABR. In addition, we've created a strong, but reasonable, maintenance of certification (MOC) program that promotes continued lifelong learning and proficiency. We continue to look for meaningful ways to improve all aspects of our initial certification and MOC programs. Our primary focus for the next several years is the development and implementation of the ABR's Online Longitudinal Assessment (OLA) program, which will provide our diplomates an opportunity to continuously assess their clinical practice knowledge, identify practice knowledge gaps, and remediate those gaps through re-assessment.

Financials

FISCAL YEAR START: 01/01
FISCAL YEAR END: 12/31
✓ Financials audited by an independent accountant

FINANCIALS QUICK VIEW

Surpluses in last 5 years	4
Negative Net Assets in past 5 years	0

Financial Trends Analysis

Business Model Indicators

Created in Partnership with

 Nonprofit Finance Fund®

Profitability	2018	2019	2020	2021	2022
Unrestricted surplus (deficit) before depreciation	\$3,161,947	\$7,503,511	-\$2,974,835	\$4,294,445	-\$5,655,004
As a % of expenses	20.8%	46.8%	-12.9%	24.5%	-32.3%
Unrestricted surplus (deficit) after depreciation	\$1,896,046	\$6,260,791	-\$4,145,111	\$2,984,628	-\$6,532,539
As a % of expenses	11.5%	36.3%	-17.1%	15.9%	-35.5%
Revenue Composition					
Total revenue (unrestricted & restricted)	\$17,430,259	\$18,955,195	\$16,750,924	\$17,740,900	\$18,356,752
Total revenue, % change over prior year	3.0%	8.7%	-11.6%	5.9%	3.5%
Program services revenue	94.4%	94.3%	95.0%	94.9%	95.7%
Membership dues	0.0%	0.0%	0.0%	0.0%	0.0%
Investment income	5.3%	5.2%	5.5%	4.3%	4.2%
Government grants	0.0%	0.0%	0.0%	0.0%	0.0%
All other grants and contributions	0.0%	0.3%	0.0%	0.0%	0.1%
Other revenue	0.3%	0.1%	-0.6%	0.8%	0.0%
Expense Composition					
Total expenses before depreciation	\$15,202,179	\$16,024,693	\$23,063,712	\$17,520,318	\$17,523,728
Total expenses, % change over prior year	6.7%	5.4%	43.9%	-24.0%	0.0%
Personnel	54.3%	61.8%	42.7%	66.4%	65.7%
Professional Fees	8.1%	5.4%	7.6%	7.6%	8.5%
Occupancy	7.2%	8.6%	38.0%	2.4%	2.8%
Interest	0.0%	0.0%	0.0%	0.0%	0.0%
Pass-Through	0.0%	0.0%	0.0%	0.0%	0.0%
All other expenses	30.4%	24.2%	11.7%	23.6%	23.0%

Financial Trends Analysis, continued

Moving Toward Full Cost Coverage

Full Cost Components (estimated)	2018	2019	2020	2021	2022
Total Expenses (after depreciation)	\$16,468,080	\$17,267,413	\$24,233,988	\$18,830,135	\$18,401,263
One Month of Savings	\$1,266,848	\$1,335,391	\$1,921,976	\$1,460,027	\$1,460,311
Debt Principal Repayment	\$0	\$0	\$0	\$0	\$0
Fixed Asset Additions	\$0	\$0	\$0	\$0	\$980,945
Total Full Costs (estimated)	\$17,734,928	\$18,602,804	\$26,155,964	\$20,290,162	\$20,842,519

Capital Structure Indicators

Liquidity					
Months of cash	9.7	4.0	1.2	1.6	1.6
Months of cash and investments	34.2	30.8	20.2	28.9	24.8
Months of estimated liquid unrestricted net assets	26.7	30.7	19.2	27.6	23.0
Balance Sheet Composition					
Cash	\$12,253,292	\$5,336,620	\$2,379,543	\$2,368,588	\$2,280,839
Investments	\$31,131,513	\$35,841,462	\$36,398,857	\$39,826,053	\$33,920,491
Receivables	\$799,350	\$1,314,811	\$1,516,746	\$767,512	\$506,972
Gross land, buildings, and equipment (LBE)	\$15,497,878	\$15,978,162	\$16,825,519	\$15,868,452	\$13,061,528
Accumulated depreciation (% of LBE)	54.3%	62.8%	65.2%	64.9%	56.5%
Liabilities (as % of assets)	21.0%	4.0%	8.3%	7.1%	8.6%
Unrestricted net assets	\$40,852,834	\$46,978,336	\$42,833,225	\$45,817,853	\$39,285,314
Temporarily restricted net assets	\$0	N/A	N/A	N/A	N/A
Permanently restricted net assets	\$0	N/A	N/A	N/A	N/A
Total restricted net assets	\$0	\$0	\$0	\$0	\$0
Total net assets	\$40,852,834	\$46,978,336	\$42,833,225	\$45,817,853	\$39,285,314

Key Data Checks

Material Data Errors	2018	2019	2020	2021	2022
	No	No	No	No	No

Note: This issue is relevant to a small number of organizations: The nonprofit subject(s) of this report may have affiliates. The Form 990 data may not include information about any or all potential affiliates. If an organization does have affiliates and these affiliates have substantial financial activity, the financial data in this report may not present a comprehensive picture of the nonprofit's financial condition. Please consult the 990s of any potentially related affiliates for additional information.

- ☒ [Formulas for key metrics](#)
- ☒ ['Key Revenue & Expense Data from Form 990'](#)
- ☒ ['Key Balance Sheet Data from Form 990'](#)

Operations

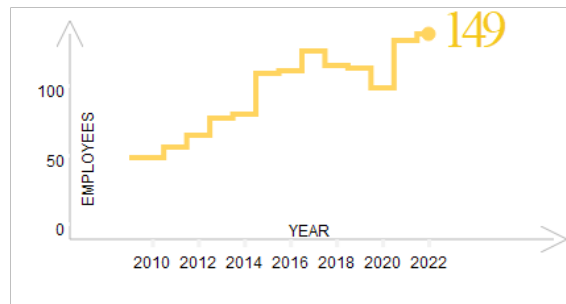
Source: Self-Reported by Organization, January 2024

EXECUTIVE DIRECTOR

Dr. Brent J. Wagner MD

NUMBER OF EMPLOYEES

Source: IRS Form 990



BOARD CHAIR

Robert Barr

Mecklenburg Radiology Associates

Term: 2022 - 2024

BOARD CO-CHAIR

Cheri Canon

University of Alabama

Term: 2022 - 2024

BOARD MEMBERS

Donald Flemming, MD

Penn St. Health

John Kaufman, MD

Oregon Health Sciences University

Toby Gordon, ScD

Johns Hopkins, Carey Business School

Matthew Podgorsak, PhD

Roswell Park Comprehensive Cancer Center

Marina Feldman, MD

Elliot Breast Health Center

Desiree Morgan, MD

University of Alabama at Birmingham (UAB)

Andrea Ng, MD

Brigham and Womens Hospital

OFFICERS, DIRECTORS, TRUSTEES, AND KEY EMPLOYEES

FISCAL YEAR 2022

Name	Title	Compensation	Other	Related
Brent J Wagner MD	EXECUTIVE DIRECTOR	\$701,356	\$68,530	\$0
Paul Wallner MD	ASSOC EXECUTIVE DIRECTOR (RO)	\$255,634	\$25,563	\$0
Karyn Howard	MANAGING DIRECTOR	\$197,535	\$36,541	\$0
Reed Dunnick MD	ASSOC EXECUTIVE DIRECTOR (DR)	\$187,598	\$0	\$0
Kelly Crandall	FINANCE DIRECTOR	\$167,674	\$23,939	\$0
Toby A Gordon Scd	GOVERNOR	\$0	\$0	\$0
Cheri L Canon MD	PRESIDENT-ELECT	\$0	\$0	\$0
Daniel C Davis MD	GOVERNOR	\$0	\$0	\$0
Donald J Flemming MD	GOVERNOR	\$0	\$0	\$0
J Anthony Seibert PhD	GOVERNOR Thru 09/22	\$0	\$0	\$0
John A Kaufman MD	SECRETARY/TREASURER	\$0	\$0	\$0
Kaled M Alektiar MD	GOVERNOR	\$0	\$0	\$0
Mary S Newell MD	GOVERNOR	\$0	\$0	\$0
Matthew B Podgorsak PhD	CHAIR OF TRUSTEES	\$0	\$0	\$0
Robert M Barr MD	PRESIDENT	\$0	\$0	\$0
Vincent P Mathews MD	PRESIDENT Thru 09/22	\$0	\$0	\$0

OFFICERS, DIRECTORS, TRUSTEES, AND KEY EMPLOYEES

FISCAL YEAR 2021

Name	Title	Compensation	Other	Related
Brent J Wagner MD	EXECUTIVE DIRECTOR	\$653,699	\$51,482	\$0
Paul Wallner MD	ASSOC EXECUTIVE DIRECTOR (RO)	\$256,904	\$25,690	\$0
Karyn Howard	MANAGING DIRECTOR	\$215,239	\$33,883	\$0
Reed Dunnick MD	ASSOC EXECUTIVE DIRECTOR (DR)	\$187,598	\$0	\$0
Kelly Crandall	FINANCE DIRECTOR	\$160,149	\$22,250	\$0
Vincent P Mathews MD	PRESIDENT	\$0	\$0	\$0
Robert M Barr MD	PRESIDENT-ELECT	\$0	\$0	\$0
John A Kaufman MD	SECRETARY/TREASURER	\$0	\$0	\$0
Donald J Flemming MD	CHAIR OF TRUSTEES	\$0	\$0	\$0
Cheri L Canon MD	GOVERNOR	\$0	\$0	\$0
J Anthony Seibert PhD	GOVERNOR	\$0	\$0	\$0
Kaled M Alektiar MD	GOVERNOR	\$0	\$0	\$0
Mary S Newell MD	GOVERNOR	\$0	\$0	\$0
Toby A Gordon Scd	GOVERNOR	\$0	\$0	\$0

OFFICERS, DIRECTORS, TRUSTEES, AND KEY EMPLOYEES

FISCAL YEAR 2020

Name	Title	Compensation	Other	Related
Valerie Jackson MD	EXECUTIVE DIRECTOR END:07/2020	\$596,086	\$38,851	\$0
Brent Wagner MD	EXECUTIVE DIRECTOR BEG:07/2020	\$305,842	\$4,633	\$0
Paul Wallner MD	ASSOC EXECUTIVE DIRECTOR	\$247,389	\$24,739	\$0
Karyn Howard	MANAGING DIRECTOR	\$194,350	\$30,692	\$0
Kelly Crandall	FINANCE DIRECTOR BEG:07/2020	\$120,292	\$19,039	\$0
Mark Hoover	FINANCE DIRECTOR END:02/2020	\$38,065	\$1,171	\$0
Vincent P Mathews MD	PRESIDENT BEG: 06/2020	\$0	\$0	\$0
Robert M Barr MD	PRESIDENT ELECT	\$0	\$0	\$0
John A Kaufman MD	SECRETARY/treas BEG:06/2020	\$0	\$0	\$0
Donald J Flemming MD	CHAIR OF TRUSTEES	\$0	\$0	\$0
Cheri L Canon MD	GOVERNOR	\$0	\$0	\$0
J Anthony Seibert PhD	GOVERNOR	\$0	\$0	\$0
Kaled M Alektiar MD	GOVERNOR	\$0	\$0	\$0
Toby A Gordon Scd	GOVERNOR	\$0	\$0	\$0
Mary S Newell MD	GOVERNOR BEG: 10/2020	\$0	\$0	\$0

OFFICERS, DIRECTORS, TRUSTEES, AND KEY EMPLOYEES

FISCAL YEAR 2019

Name	Title	Compensation	Other	Related
Valerie P Jackson MD	EXECUTIVE DIRECTOR	\$701,410	\$48,191	\$0
Paul Wallner MD	ASSOC EXECUTIVE DIRECTOR	\$245,450	\$24,545	\$0
Kathryn Merani	CFO, END: 12/2019	\$225,090	\$31,996	\$0
Karyn Howard	MANAGING DIRECTOR	\$183,718	\$29,981	\$0
Brent J Wagner MD	PRESIDENT	\$0	\$0	\$0
Vincent P Mathews MD	PRESIDENT-ELECT	\$0	\$0	\$0
Robert M Barr MD	SECRETARY/TREASURER	\$0	\$0	\$0
Donald J Flemming MD	CHAIR OF TRUSTEES	\$0	\$0	\$0
Lisa A Kachnic MD	GOVERNOR, eND: 10/2019	\$0	\$0	\$0
Cheri L Canon MD	GOVERNOR	\$0	\$0	\$0
John A Kaufman MD	GOVERNOR	\$0	\$0	\$0
J Anthony Seibert PhD	GOVERNOR	\$0	\$0	\$0
Kaled M Alektiar MD	GOVERNOR	\$0	\$0	\$0
Toby A Gordon Scd	GOVERNOR	\$0	\$0	\$0

OFFICERS, DIRECTORS, TRUSTEES, AND KEY EMPLOYEES

FISCAL YEAR 2018

Name	Title	Compensation	Other	Related
Valerie P Jackson MD	EXECUTIVE DIRECTOR	\$690,106	\$48,925	\$0
Paul Wallner MD	ASSOC EXECUTIVE DIRECTOR	\$233,817	\$23,382	\$0
Victoria Franz CPA	CFO END: 02/2018	\$172,060	\$24,354	\$0
Duane Mezwa MD	GOVERNOR END: 10/2017	\$4,952	\$0	\$0
Lisa Kashnic MD	PRESIDENT, GOVERNOR	\$4,513	\$0	\$0
Geoffrey S Ibbott PhD	SEC-TREAS, GOVERNOR END: 10/17	\$3,341	\$0	\$0
Brent J Wagner MD	PRESIDENT-ELECT, GOVERNOR	\$3,181	\$0	\$0
Donald Frush MD	CHAIR, TRUSTEE, GOVERNOR	\$0	\$0	\$0
Robert M Barr MD	SECRETARY-TREASURER, GOVERNOR	\$0	\$0	\$0
Vincent Mathews MD	GOVERNOR	\$0	\$0	\$0
Matthew A Mauro MD	GOVERNOR	\$0	\$0	\$0
Mary Mahoney MD	GOVERNOR	\$0	\$0	\$0
J Anthony Seibert	GOVERNOR	\$0	\$0	\$0

HIGHEST PAID EMPLOYEES

FISCAL YEAR 2022

Name	Title	Compensation	Other	Related
Scott Segal	IT DIRECTOR	\$237,051	\$34,064	\$0
Anthony Gerdeman	PSYCHOMETRICS DIRECTOR	\$190,112	\$39,571	\$0
Blake Wescott	DIRECTOR OF ANALYSIS	\$185,073	\$25,627	\$0
David Laszakovits	DIRECTOR OF EXTERNAL RELATIONS	\$183,254	\$38,702	\$0
Westin Smith	SOFTWARE DEVELOPMENT MANAGER	\$141,584	\$20,655	\$0

HIGHEST PAID EMPLOYEES

FISCAL YEAR 2021

Name	Title	Compensation	Other	Related
Scott Segal	IT DIRECTOR	\$219,124	\$31,272	\$0
Anthony Gerdeman	PSYCHOMETRICS DIRECTOR	\$207,868	\$37,386	\$0
David Laszakovits	DIRECTOR OF EXTERNAL RELATIONS	\$201,008	\$37,436	\$0
Blake Wescott	DIRECTOR OF ANALYSIS	\$195,755	\$25,629	\$0
Kristin Gudenkauf	ASSOC DIRECTOR, PROJECT MANAGE	\$154,949	\$33,288	\$0

HIGHEST PAID EMPLOYEES

FISCAL YEAR 2020

Name	Title	Compensation	Other	Related
Scott Segal	IT DIRECTOR	\$193,355	\$29,094	\$0
Anthony Gerdeman	PSYCHOMETRICS DIRECTOR	\$181,077	\$34,789	\$0
Blake Wescott	DIRECTOR OF ANALYSIS	\$175,769	\$24,888	\$0
David Laszakovits	DIRECTOR OF EXTERNAL RELATIONS	\$175,171	\$33,819	\$0
Reed Dunnick MD	ASSOC EXECUTIVE DIRECTOR	\$142,933	\$0	\$0

HIGHEST PAID EMPLOYEES

FISCAL YEAR 2019

Name	Title	Compensation	Other	Related
Scott Segal	IT DIRECTOR	\$180,862	\$35,570	\$0
Anthony Gerdeman	PSYCHOMETRICS DIRECTOR	\$170,509	\$32,114	\$0
Eric Rowland	PRODUCT MANAGER, END: 12/2019	\$157,161	\$35,959	\$0
David Laszakovitz	DIRECTOR OF EXTERNAL RELATIONS	\$149,182	\$31,192	\$0
Blake Wescott	ANALYSIS DIRECTOR	\$143,013	\$21,234	\$0

HIGHEST PAID EMPLOYEES

FISCAL YEAR 2018

Name	Title	Compensation	Other	Related
Eric Rowland	PRODUCT MANAGER	\$145,141	\$36,283	\$0
Scott Segal	IT DIRECTOR	\$136,399	\$31,041	\$0
David Laszakovits	DIRECTOR OF EXTERNAL RELATIONS	\$135,033	\$30,562	\$0
Anthony Gerdeman	PSYCHOMETRICS DIRECTOR	\$132,151	\$30,969	\$0
Karyn Howard	Managing Director	\$131,798	\$34,922	\$0

Contractors

FISCAL YEAR 2022

Name	Address	Type of Service	Compensation
Teksystems	5090 North 40th Street Ste 270, PHOENIX 85018	Contract Services	\$580,606
Robert Half Talent Solutions	2375 E Camelback Rd Ste 290, PHOENIX 85016	Temp Staffing	\$239,013
Gartner INC	12651 GATEWAY BLVD, FT MYERS 33913	CONSULTING	\$122,179
Slide Ux Llc	PO BOX 66518, AUSTIN 78766	WEBSITE REDESIGN	\$101,586

Contractors

FISCAL YEAR 2021

Name	Address	Type of Service	Compensation
Gartner INC	12651 GATEWAY BLVD, FT MYERS 33913	CONSULTING	\$107,504
Facilitynet Llc	16901 MEDFORD BLVD STE 100, BOWIE 20715	MOVE/DISPOSE ASSETS	\$102,580

Contractors

FISCAL YEAR 2020

Name	Address	Type of Service	Compensation
CBRE INC	PO BOX 15531, CHICAGO 60696	broker fees	\$509,738
GARTNER INC	12651 GATEWAY BLVD, FT MYERS 33913	CONSULTING	\$133,049

Paid Preparers

FISCAL YEAR 2022

Firm Name	Firm EIN	Firm Address	Firm Phone
FORVIS LLP		14241 DALLAS PARKWAY SUITE 1100, DALLAS TX 75254 USA	972-702-8262

Paid Preparers

FISCAL YEAR 2021

Firm Name	Firm EIN	Firm Address	Firm Phone
FORVIS LLP		14241 DALLAS PARKWAY SUITE 1100, DALLAS TX 75254	9727028262

Paid Preparers

FISCAL YEAR 2020

Firm Name	Firm EIN	Firm Address	Firm Phone
BKD LLP		14241 DALLAS PARKWAY SUITE 1100, DALLAS TX 75254 USA	972-702-8262

BOARD LEADERSHIP PRACTICES

GuideStar worked with BoardSource, the national leader in nonprofit board leadership and governance, to create this section, which enables organizations and donors to transparently share information about essential board leadership practices.

BOARD ORIENTATION & EDUCATION

Does the board conduct a formal orientation for new board members and require all board members to sign a written agreement regarding their roles, responsibilities, and expectations?

Yes

CEO OVERSIGHT

Has the board conducted a formal, written assessment of the chief executive within the past year?

Yes

ETHICS & TRANSPARENCY

Have the board and senior staff reviewed the conflict-of-interest policy and completed and signed disclosure statements in the past year?

Yes

BOARD COMPOSITION

Does the board ensure an inclusive board member recruitment process that results in diversity of thought and leadership?

Yes

BOARD PERFORMANCE

Has the board conducted a formal, written self-assessment of its performance within the past three years?

Yes

Organizational Demographics

Who works and leads organizations that serve our diverse communities? This organization has voluntarily shared information to answer this important question and to support sector-wide learning. GuideStar partnered on this section with CHANGE Philanthropy and Equity in the Center.

Leadership

The organization's leader identifies as:
No data

Race & Ethnicity

No data

Gender Identity

Transgender Identity

No data

Sexual Orientation

No data

Disability

No data.

Appendix

Key Documents

IRS Forms 990	2022 990
	2021 990
	2020 990
	2020 990
	2019 990
IRS Forms 990T	Not Available
Audited Financial Statements	Not Available
Key Organization Documents	Letter of Determination
	'Key Revenue & Expense Data from Form 990'
	'Key Balance Sheet Data from Form 990'

AMERICAN BOARD OF RADIOLOGY INCORPORATED

Aka American Board of Radiology

5441 East Williams Circle
Tucson, AZ 85711

✓ Foundation Status Code: NC*
✓ Non-charity (not 501(c)(3))

IRS Publication 78 Details

This organization (EIN 41-0773787) does not meet IRS criteria for appearing in Publication 78.
There are many reasons why an organization may not appear. Go to the [Scope of IRS Publication 78](#) for more details.

IRS Business Master File Details

Organization name	Most recent IRS BMF	Reason for Non-Private Foundation Status
AMERICAN BOARD OF RADIOLOGY INCORPORATED	March 12 2024	Only applies to 501(c)(3) public charities
EIN	IRS subsection	Ruling date
41-0773787	This organization is a 501(c)(6) Business Leagues, etc.	01/1945
This organization was not included in the Office of Foreign Assets Control Specially Designated Nationals (SDN) list.		

On September 8, 2011, the IRS issued [regulations](#) which eliminated the advance ruling process for a section 501(c)(3) organization. [Learn more](#)

* The Foundation Status Code is the code that foundations are required to provide for each grantee annually on part XV of Form 990PF. Note that this code cannot be derived in some cases (e.g., supporting organizations for which 'type' can't be determined).

[IRS Revenue Procedure 2011-33](#) allows grantors to rely on third-party resources, such as GuideStar Charity Check, to obtain required Business Master File (BMF) data concerning a potential grantee's public charity classification under section 509 (a) (1), (2) or (3).

GuideStar Charity Check Data Sources

- GuideStar acquires all IRS data directly from the Internal Revenue Service.
- The [IRS Automatic Revocation of Exemption List](#) contains organizations that have had their federal tax-exempt status automatically revoked for failing to file an annual return or notice with the IRS for three consecutive years.
- The [IRS Publication 78 \(Cumulative List of Organizations\)](#) lists organizations that have been recognized by the Internal Revenue Service as eligible to receive tax-deductible contributions.
- The Foundation Status Code is a value derived by mapping the codes found on the [990PF filing instructions](#) to the corresponding codes in the IRS BMF. Note that not all codes are able to be mapped due to insufficient data.
- The [IRS Internal Revenue Bulletin](#) (IRB) lists changes in charitable status since the last Publication 78 release. Between the release of IRS Publication 78 and the subsequent IRS Internal Revenue Bulletin, the IRB date will reflect the most recent release date of IRS Publication 78.
- The Office of Foreign Assets Control (OFAC) [Specially Designated Nationals \(SDN\) list](#) organizations that are owned or controlled by targeted individuals, groups, and entities, such as terrorists or narcotics traffickers. Their assets are blocked and U.S. persons are generally prohibited from dealing with them.
- The [IRS Business Master File](#) lists approximately 1.7 million nonprofits registered with the IRS as tax-exempt organizations.