

THE FOUNDATION OF HOPE FOR RESEARCH & TREATMENT OF MENTAL ILLNESS

CONTENTS

EIN: 56-6246626
Report Generated on: 03/28/2024

Executive Summary	2
Programs & Results	4
Financial Review	7
Operations & Leadership	9


APPENDIX

Key Documents	18
Charity Check Report	19

THE FOUNDATION OF HOPE FOR RESEARCH & TREATMENT OF MENTAL ILLNESS

aka Walk for Hope, Thad & Alice Eure Walk for Hope, Foundation of Hope, Foundation of Hope for Re...
Raleigh, NC
walkforhope.com
(919)781-9255

[View GuideStar Profile](#)



MISSION

We exist to conquer mental illness by investing in groundbreaking scientific research and mental health initiatives.

EIN

56-6246626

RULING YEAR

1985

IRS SUBSECTION

501(c)(3) Public Charity

FOUNDING YEAR

1984

MAIN ADDRESS

9401 Glenwood Ave
Raleigh, NC
27617

AFFILIATION TYPE

Independent Organization

CONTACT

Shelley E Belk, Executive
Director
(919) 781-9255
shelley@walkforhope.com

EXECUTIVE DIRECTOR

Shelley Belk

BOARD CHAIR

Sarah Wesley Fox

SUBJECT AREA

Mental health care

Mental and behavioral disorders

NTEE Code

Mental Health Disorders (F70)

Fund Raising and/or Fund Distribution (F12)

Mental Health Association, Multipurpose (F80)

PROGRAMS

1. The Thad & Alice Eure Walk for Hope

Population(s) served:Adults

2. The Evening of Hope

Population(s) served:Adults

3. FOH Child and Adolescent Anxiety and Mood Disorders Program (CHAAMP)

Population(s) served:Children and youth

POPULATIONS SERVED

1. Children and youth

2. Adults

3. People with psychosocial disabilities

COMPLIANCE

- ✓ IRS Pub 78 Verified as of March 2024
- ✓ IRS BMF 509(a) (1) as of March 12, 2024
- ✓ A-133 Audit Required/Performed?
- ✓ Conflict of Interest Policy
- ✓ Written whistleblower policy

Section 509(a)(1) organization as referred to in Section 170(b)(1)(A)(vi)

TRANSPARENCY MEASURES

- ✓ Board Practices Reported?
- ✓ Diversity Data Reported?
- 17 Number of Independent Board Members

Programs & Results

PROGRAMS

Source: Self-Reported by Organization, August 2023

The Thad & Alice Eure Walk for Hope

Population(s) Served:

General/Unspecified

An annual charity walk and run that raises money for the research and treatment of mental illness. Over 3,000 participants annually, with 100% of walker contributions going to research

The Evening of Hope

Population(s) Served:

General/Unspecified

An annual charity wine dinner and auction benefiting The Foundation of Hope for Research & Treatment of Mental Illness.

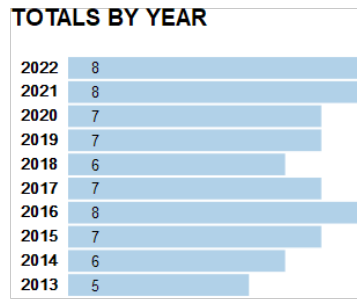
FOH Child and Adolescent Anxiety and Mood Disorders Program (CHAAMP)

Population(s) Served: n/a

CHAAMP is the first of its kind in NC and will operate within the UNC Department of Psychiatry. The Program will conduct cutting-edge translational research to revolutionize understanding and treatment of child and adolescent anxiety and mood disorders. Our goal is to create a state-of-the-art research program that expands our knowledge of the child and adolescent brain, creates new treatment protocols, and trains future generations of clinician-scientists. CHAAMP research will catalyze innovation and set the stage for future development of new research and researchers in this critical area.

RESULTS

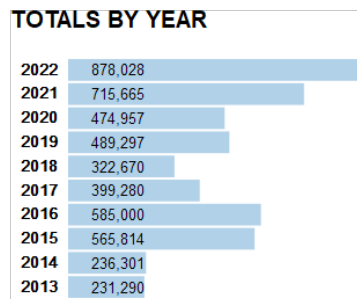
Number of research studies funded



Population(s) Served: No target populations selected

Related program: The Thad & Alice Eure Walk for Hope

Total dollar amount of grants awarded



Population(s) Served: No target populations selected

Related program: The Thad & Alice Eure Walk for Hope

Notes: We funded 8 seed research grants in 2022 for a total of \$478,028, plus \$400,000 to the CHAAMP research program for kids and teens. To date, we have funded over \$7.4 million in seed research grants.

CHARTING IMPACT

What is the organization aiming to accomplish?

We seek to make a far-reaching impact in mental health, taking the support from the Triangle and extending it to become known as a leading champion of mental health research and community programs. We seek to educate our volunteers and donors on the impact of their involvement and have a more evident presence, in our own community and beyond. Within the next five years, we seek to become a multimillion-dollar foundation, through diversification of funding resources and expanding our donor base, with the ultimate goal of growing our impact on worthwhile research projects and community initiatives.

What are the organization's key strategies for making this happen?

As mental illness research continues to see progress in terms of both treatment and awareness, The Foundation of Hope is committed to funding research veterans as well as promising young investigators who themselves will usher in a new generation of leaders.

The Foundation of Hope funds projects that focus on a variety of mental disorders, including but not limited to:

Alcoholism / Substance Use Disorder
Anxiety disorders
Autism
Bipolar disorder
Depression
Eating Disorders
Post-traumatic stress disorder
Schizophrenia
Women's Mood Disorders

What are the organization's capabilities for doing this?

The Foundation of Hope receives contributions through our special events (Walk for Hope and Evening of Hope), as well as from donors, grant-giving agencies, and patron contributions. We seek to fund at least 5 research projects yearly, with each research project ranging from about \$35,000 to about \$150,000. Investigators then take these seed grants and use their projects to apply for federal funding from the National Institute of Health and other national agencies. Through private contributions and grants, we have been able to succeed year after year in funding some of the nation's brightest scientists, many of whom are on the verge of groundbreaking research in the treatment of a variety of mental illnesses.

What have and haven't they accomplished so far?

To date, we have funded over \$7.4 million in seed research projects; these grants have in turn leveraged over \$211 million in further funding from the NIH and other federal and private agencies. We would like to fund even more research projects, and we would like to fund more projects that are in mid-stage. The seed grant model that we use for investigators launches the careers of many young brilliant scientists; however, we are starting to turn a partial focus to seasoned investigators who have worked in their fields for many years. Projects by these individuals have been published nationally and internationally, and their findings are well known in their respective sub-fields. With an upswing in funding and continued annual growth, we believe we will be able to accomplish funding of this level in future years.

Financials

FISCAL YEAR START: 01/01
FISCAL YEAR END: 12/31
✓ Financials audited by an independent accountant

FINANCIALS QUICK VIEW

Total revenue, gains, and other support per audited financial statements	\$2,223,507
Total expenses and losses per audited financial statements	\$1,841,088
Surpluses in last 5 years	5
Negative Net Assets in past 5 years	0

Financial Trends Analysis

Business Model Indicators

Created in Partnership with
 Nonprofit Finance Fund®

Profitability	2018	2019	2020	2021	2022
Unrestricted surplus (deficit) before depreciation	\$871,090	\$258,532	\$929,768	\$1,329,939	-\$430,511
As a % of expenses	74.8%	19.3%	104.4%	115.9%	-33.1%
Unrestricted surplus (deficit) after depreciation	\$870,396	\$258,532	\$929,768	\$1,329,939	-\$430,511
As a % of expenses	74.7%	19.3%	104.4%	115.9%	-33.1%
Revenue Composition					
Total revenue (unrestricted & restricted)	\$2,034,962	\$1,600,093	\$1,022,958	\$1,866,051	\$2,733,837
Total revenue, % change over prior year	44.2%	-21.4%	-36.1%	82.4%	46.5%
Program services revenue	0.0%	0.0%	0.0%	0.0%	0.0%
Membership dues	0.0%	0.0%	0.0%	0.0%	0.0%
Investment income	6.4%	8.4%	11.6%	6.6%	4.1%
Government grants	0.0%	0.0%	3.9%	0.0%	1.8%
All other grants and contributions	62.2%	92.2%	90.4%	84.9%	96.1%
Other revenue	31.4%	-0.6%	-5.9%	8.5%	-2.0%
Expense Composition					
Total expenses before depreciation	\$1,163,872	\$1,340,561	\$890,808	\$1,147,422	\$1,298,968
Total expenses, % change over prior year	-19.1%	15.2%	-33.5%	28.8%	13.2%
Personnel	21.6%	18.3%	31.8%	24.8%	24.3%
Professional Fees	4.0%	2.9%	7.3%	7.0%	6.1%
Occupancy	1.1%	1.0%	1.2%	0.9%	0.8%
Interest	0.0%	0.0%	0.0%	0.0%	0.0%
Pass-Through	43.1%	50.5%	50.3%	60.0%	63.2%
All other expenses	30.2%	27.4%	9.4%	7.2%	5.7%

Financial Trends Analysis, continued

Moving Toward Full Cost Coverage

Full Cost Components (estimated)	2018	2019	2020	2021	2022
Total Expenses (after depreciation)	\$1,164,566	\$1,340,561	\$890,808	\$1,147,422	\$1,298,968
One Month of Savings	\$96,989	\$111,713	\$74,234	\$95,619	\$108,247
Debt Principal Repayment	\$0	\$0	\$0	\$0	\$49,510
Fixed Asset Additions	\$0	\$0	\$0	\$0	\$0
Total Full Costs (estimated)	\$1,261,555	\$1,452,274	\$965,042	\$1,243,041	\$1,456,725

Capital Structure Indicators

Liquidity					
Months of cash	8.3	8.1	14.3	16.7	16.1
Months of cash and investments	55.7	50.6	88.6	83.7	76.7
Months of estimated liquid unrestricted net assets	55.7	50.7	88.8	82.8	69.2
Balance Sheet Composition					
Cash	\$809,375	\$901,071	\$1,058,622	\$1,599,686	\$1,746,934
Investments	\$4,591,269	\$4,748,886	\$5,517,992	\$6,401,009	\$6,555,603
Receivables	\$4,510	\$12,362	\$14,551	\$15,172	\$46,035
Gross land, buildings, and equipment (LBE)	\$14,924	\$35,465	\$35,465	\$35,465	\$35,465
Accumulated depreciation (% of LBE)	100.0%	100.0%	100.0%	100.0%	100.0%
Liabilities (as % of assets)	0.0%	0.0%	0.0%	0.6%	0.0%
Unrestricted net assets	\$5,402,780	\$5,661,312	\$6,591,080	\$7,921,019	\$7,490,508
Temporarily restricted net assets	\$0	N/A	N/A	N/A	N/A
Permanently restricted net assets	\$0	N/A	N/A	N/A	N/A
Total restricted net assets	\$0	\$1,000	\$0	\$45,338	\$858,064
Total net assets	\$5,402,780	\$5,662,312	\$6,591,080	\$7,966,357	\$8,348,572

Key Data Checks

Material Data Errors	2018	2019	2020	2021	2022
	No	No	No	No	No

Note: This issue is relevant to a small number of organizations: The nonprofit subject(s) of this report may have affiliates. The Form 990 data may not include information about any or all potential affiliates. If an organization does have affiliates and these affiliates have substantial financial activity, the financial data in this report may not present a comprehensive picture of the nonprofit's financial condition. Please consult the 990s of any potentially related affiliates for additional information.

- ☒ [Formulas for key metrics](#)
- ☒ ['Key Revenue & Expense Data from Form 990'](#)
- ☒ ['Key Balance Sheet Data from Form 990'](#)

Operations

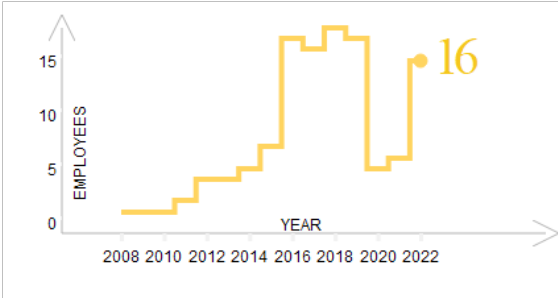
Source: Self-Reported by Organization, August 2023

EXECUTIVE DIRECTOR

Shelley Eure Belk

NUMBER OF EMPLOYEES

Source: IRS Form 990



BOARD CHAIR

Sarah Wesley Fox

Smith Anderson Law Firm

BOARD MEMBERS

Sarah Fox

Michael Zarzar

Albert Naftel

Liz Skvarla

OFFICERS, DIRECTORS, TRUSTEES, AND KEY EMPLOYEES

FISCAL YEAR 2021

Name	Title	Compensation	Other	Related
Shelley Eure Belk	EXECUTIVE DIRECTOR	\$79,250	\$10,700	\$0
Sarah Wesley Fox	CHAIR	\$0	\$0	\$0
Michael Zarzar MD	VICE-CHAIR	\$0	\$0	\$0
Carolyn Eskridge 12021-062021	TREASURER	\$0	\$0	\$0
Elizabeth C Skvarla	SECRETARY	\$0	\$0	\$0
Mary Cantando 72021-122021	BOARD MEMBER	\$0	\$0	\$0
Taylor B Cash Jr 72021-122021	BOARD MEMBER	\$0	\$0	\$0
Mike Condrey 12021-062021	BOARD MEMBER	\$0	\$0	\$0
Sarah Davis Cope 12021-62021	BOARD MEMBER	\$0	\$0	\$0
Asa Cordle MD	BOARD MEMBER	\$0	\$0	\$0
Tanya Doeblor	BOARD MEMBER	\$0	\$0	\$0
John Gilmore MD	BOARD MEMBER	\$0	\$0	\$0
Douglas Kahn 12021-62021	BOARD MEMBER	\$0	\$0	\$0
Amber Moshakos	BOARD MEMBER	\$0	\$0	\$0
Jack Naftel MD	INTERIM TREASURER	\$0	\$0	\$0
David Rubinow MD	BOARD MEMBER	\$0	\$0	\$0
Jeff Stocks	BOARD MEMBER	\$0	\$0	\$0
Steve Thanhauser	BOARD MEMBER	\$0	\$0	\$0
Brad Sears	BOARD MEMBER	\$0	\$0	\$0
Marion Winston	BOARD MEMBER	\$0	\$0	\$0
Jody Darden 72021-122021	BOARD MEMBER	\$0	\$0	\$0
Samantha Melzer-Brody	BOARD MEMBER	\$0	\$0	\$0
John Bischoff 72021-122021	BOARD MEMBER	\$0	\$0	\$0
Randy Quirk 72021-122021	BOARD MEMBER	\$0	\$0	\$0

OFFICERS, DIRECTORS, TRUSTEES, AND KEY EMPLOYEES

FISCAL YEAR 2020

Name	Title	Compensation	Other	Related
Shelley Eure Belk	EXECUTIVE DIRECTOR	\$81,135	\$10,600	\$0
Sarah Wesley Fox	CHAIR	\$0	\$0	\$0
Michael Zarzar MD	VICE-CHAIR	\$0	\$0	\$0
Carolyn Eskridge	TREASURER	\$0	\$0	\$0
Elizabeth C Skvarla	SECRETARY	\$0	\$0	\$0
Mary Cantando 12020-062020	BOARD MEMBER	\$0	\$0	\$0
Taylor B Cash Jr 12020-062020	BOARD MEMBER	\$0	\$0	\$0
Mike Condrey	BOARD MEMBER	\$0	\$0	\$0
Sarah Davis Cope	BOARD MEMBER	\$0	\$0	\$0
Asa Cordle MD	BOARD MEMBER	\$0	\$0	\$0
Tanya Doebler	BOARD MEMBER	\$0	\$0	\$0
John Gilmore MD	BOARD MEMBER	\$0	\$0	\$0
Douglas Kahn	BOARD MEMBER	\$0	\$0	\$0
Lyn Maness 12020-062020	BOARD MEMBER	\$0	\$0	\$0
Amber Moshakos	BOARD MEMBER	\$0	\$0	\$0
Jack Naftel MD	BOARD MEMBER	\$0	\$0	\$0
John Perruccio 12020-062020	BOARD MEMBER	\$0	\$0	\$0
Chad Price 12020-062020	BOARD MEMBER	\$0	\$0	\$0
David Rubinow MD	BOARD MEMBER	\$0	\$0	\$0
Jeff Stocks	BOARD MEMBER	\$0	\$0	\$0
Steve Thanhauser	BOARD MEMBER	\$0	\$0	\$0
Brad Sears	BOARD MEMBER	\$0	\$0	\$0
Marion Winston	BOARD MEMBER	\$0	\$0	\$0
Jody Darden 72020-122020	BOARD MEMBER	\$0	\$0	\$0
Samantha Melzer-Brody	BOARD MEMBER	\$0	\$0	\$0

OFFICERS, DIRECTORS, TRUSTEES, AND KEY EMPLOYEES

FISCAL YEAR 2019

Name	Title	Compensation	Other	Related
Shelley Eure Belk	EXECUTIVE DIRECTOR	\$75,539	\$0	\$0
Sarah Wesley Fox	CHAIR	\$0	\$0	\$0
Michael Zarzar MD	VICE-CHAIR	\$0	\$0	\$0
Carolyn Eskridge	TREASURER	\$0	\$0	\$0
Elizabeth C Skvarla	SECRETARY	\$0	\$0	\$0
Mary Cantando	BOARD MEMBER	\$0	\$0	\$0
Taylor B Cash JR	BOARD MEMBER	\$0	\$0	\$0
Mike Condrey	BOARD MEMBER	\$0	\$0	\$0
Sarah Davis Cope	BOARD MEMBER	\$0	\$0	\$0
Asa Cordle Md 72019-122019	BOARD MEMBER	\$0	\$0	\$0
Tanya Doebler 72019-122019	BOARD MEMBER	\$0	\$0	\$0
John Gilmore MD	BOARD MEMBER	\$0	\$0	\$0
Carla Hollis 72019-92019	BOARD MEMBER	\$0	\$0	\$0
Douglas Kahn	BOARD MEMBER	\$0	\$0	\$0
Lyn Maness	BOARD MEMBER	\$0	\$0	\$0
Amber Moshakos	BOARD MEMBER	\$0	\$0	\$0
Jack Naftel MD	BOARD MEMBER	\$0	\$0	\$0
John Perruccio	BOARD MEMBER	\$0	\$0	\$0
Chad Price	BOARD MEMBER	\$0	\$0	\$0
David Rubinow MD	BOARD MEMBER	\$0	\$0	\$0
Jeff Stocks	BOARD MEMBER	\$0	\$0	\$0
Steve Thanhauser	BOARD MEMBER	\$0	\$0	\$0
Brad Sears	BOARD MEMBER	\$0	\$0	\$0
Marion Winston	BOARD MEMBER	\$0	\$0	\$0
Pansy Morton 12019-62019	BOARD MEMBER	\$0	\$0	\$0
Earl Johnson 12019-62019	BOARD MEMBER	\$0	\$0	\$0
Jody Darden 12019-62019	BOARD MEMBER	\$0	\$0	\$0
Marcia Armstrong 12019-62019	BOARD MEMBER	\$0	\$0	\$0
Samantha Melzer-Brody 72019-1220	BOARD MEMBER	\$0	\$0	\$0

OFFICERS, DIRECTORS, TRUSTEES, AND KEY EMPLOYEES

FISCAL YEAR 2018

Name	Title	Compensation	Other	Related
Shelley Eure Belk	EXECUTIVE DIRECTOR	\$72,539	\$0	\$0
Sarah Wesley Fox	CHAIR	\$0	\$0	\$0
Michael Zarzar MD	VICE-CHAIR	\$0	\$0	\$0
Carolyn Eskridge	TREASURER	\$0	\$0	\$0
Liz Skvarla	SECRETARY	\$0	\$0	\$0
Marcia Armstrong	BOARD MEMBER	\$0	\$0	\$0
Mary Cantando	BOARD MEMBER	\$0	\$0	\$0
Taylor B Cash JR	BOARD MEMBER	\$0	\$0	\$0
Mike Condrey	BOARD MEMBER	\$0	\$0	\$0
Sarah Davis Cope	BOARD MEMBER	\$0	\$0	\$0
Jody Darden	BOARD MEMBER	\$0	\$0	\$0
John Gilmore MD	BOARD MEMBER	\$0	\$0	\$0
Earl Johnson III	BOARD MEMBER	\$0	\$0	\$0
Douglas Kahn	BOARD MEMBER	\$0	\$0	\$0
Lyn Maness	BOARD MEMBER	\$0	\$0	\$0
Pansy M Morton	BOARD MEMBER	\$0	\$0	\$0
Amber Moshakos	BOARD MEMBER	\$0	\$0	\$0
John Purruccio	BOARD MEMBER	\$0	\$0	\$0
David Rubinow MD	BOARD MEMBER	\$0	\$0	\$0
Steve Thanhauser	BOARD MEMBER	\$0	\$0	\$0
Jeff Stocks	BOARD MEMBER	\$0	\$0	\$0
Jack Naftel MD	BOARD MEMBER	\$0	\$0	\$0
Chad Price	BOARD MEMBER	\$0	\$0	\$0
Brad Sears	BOARD MEMBER	\$0	\$0	\$0
Marion Winston	BOARD MEMBER	\$0	\$0	\$0

Paid Preparers

FISCAL YEAR 2022

Firm Name	Firm EIN	Firm Address	Firm Phone
THOMAS JUDY & TUCKER PA	56-1965804	4700 FALLS OF NEUSE ROAD, RALEIGH NC 27609 USA	919-571-7055

Paid Preparers

FISCAL YEAR 2021

Firm Name	Firm EIN	Firm Address	Firm Phone
THOMAS JUDY & TUCKER PA	56-1965804	4700 FALLS OF NEUSE ROAD, RALEIGH NC 27609 USA	919-571-7055

Paid Preparers

FISCAL YEAR 2020

Firm Name	Firm EIN	Firm Address	Firm Phone
THOMAS JUDY & TUCKER PA	56-1965804	4700 FALLS OF NEUSE ROAD, RALEIGH NC 27609 USA	919-571-7055

BOARD LEADERSHIP PRACTICES

GuideStar worked with BoardSource, the national leader in nonprofit board leadership and governance, to create this section, which enables organizations and donors to transparently share information about essential board leadership practices.

BOARD ORIENTATION & EDUCATION

Does the board conduct a formal orientation for new board members and require all board members to sign a written agreement regarding their roles, responsibilities, and expectations?

Yes

CEO OVERSIGHT

Has the board conducted a formal, written assessment of the chief executive within the past year?

Yes

ETHICS & TRANSPARENCY

Have the board and senior staff reviewed the conflict-of-interest policy and completed and signed disclosure statements in the past year?

Yes

BOARD COMPOSITION

Does the board ensure an inclusive board member recruitment process that results in diversity of thought and leadership?

Yes

BOARD PERFORMANCE

Has the board conducted a formal, written self-assessment of its performance within the past three years?

Yes

Organizational Demographics

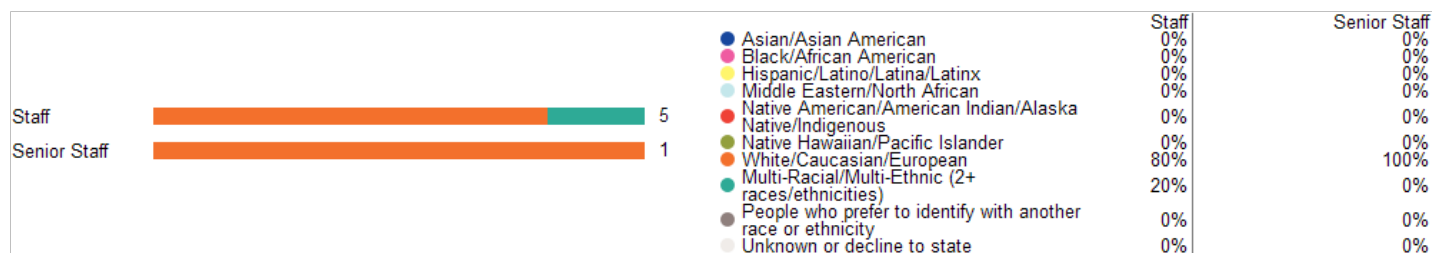
Who works and leads organizations that serve our diverse communities? This organization has voluntarily shared information to answer this important question and to support sector-wide learning. GuideStar partnered on this section with CHANGE Philanthropy and Equity in the Center.

Leadership

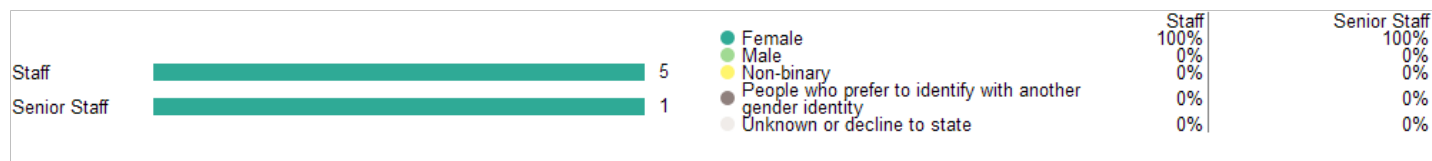
The organization's leader identifies as:

Race & Ethnicity	White/Caucasian/European
Gender Identity	Female, Not transgender
Sexual Orientation	Heterosexual or Straight
Disability Status	Person without a disability

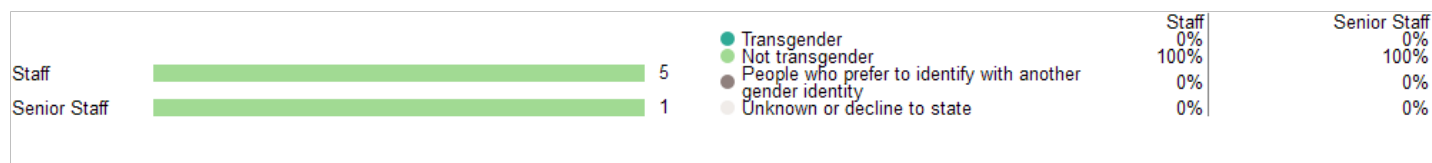
Race & Ethnicity



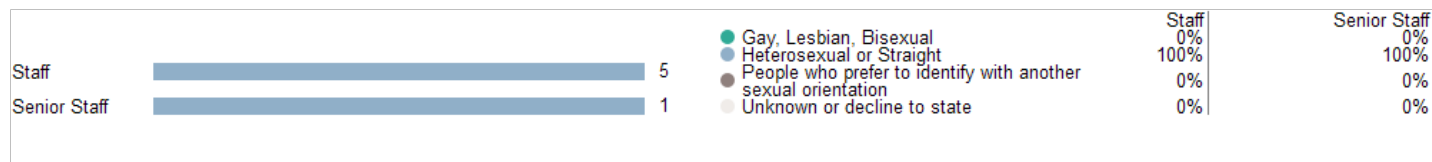
Gender Identity



Transgender Identity



Sexual Orientation



Disability

No data.

We do not display staff or senior staff disability information for organizations with fewer than 15 staff.

Equity Strategies *Last Updated: 06/07/2022*

Candid partnered with Equity in the Center - a project that works to shift mindsets, practices, and systems within the social sector to increase racial equity - to create this section. [Learn More](#)

Data

- ✓ We review compensation data across the organization (and by staff levels) to identify disparities by race.
- ✓ We disaggregate data to adjust programming goals to keep pace with changing needs of the communities we support.
- ✓ We employ non-traditional ways of gathering feedback on programs and trainings, which may include interviews, roundtables, and external reviews with/by community stakeholders.
- ✓ We disaggregate data by demographics, including race, in every policy and program measured.
- ✓ We have long-term strategic plans and measurable goals for creating a culture such that one's race identity has no influence on how they fare within the organization.

Policies and processes

- ✓ We seek individuals from various race backgrounds for board and executive director/CEO positions within our organization.
- ✓ We have community representation at the board level, either on the board itself or through a community advisory board.
- ✓ We help senior leadership understand how to be inclusive leaders with learning approaches that emphasize reflection, iteration, and adaptability.
- ✓ We measure and then disaggregate job satisfaction and retention data by race, function, level, and/or team.
- ✓ We engage everyone, from the board to staff levels of the organization, in race equity work and ensure that individuals understand their roles in creating culture such that one's race identity has no influence on how they fare within the organization.

Appendix

Key Documents

IRS Forms 990	2022 990
	2021 990
	2020 990
	2019 990
	2018 990
IRS Forms 990T	Not Available
Audited Financial Statements	2021 Audited Financial Statement
	2020 Audited Financial Statement
Key Organization Documents	Letter of Determination
	2022 Annual Report
	2021 Annual Report
	'Key Revenue & Expense Data from Form 990'
	'Key Balance Sheet Data from Form 990'

THE FOUNDATION OF HOPE FOR RESEARCH & TREATMENT OF MENTAL ILLNESS

Aka Walk for Hope, Thad & Alice Eure Walk for Hope, Foundation of Hope, Foundation o

9401 Glenwood Ave
Raleigh, NC 27617

✓ Foundation Status Code: PC*

✓ Public charity described in section 509(a)(1) or (2)

IRS Publication 78 Details			<div>✓ IRS Pub 78 verified</div>
Organization name	Location	Most recent IRS Publication 78	
The Foundation of Hope for Research & Treatment of Mental Illness	Raleigh, NC	March 2024	
EIN	<u>Deductibility status description</u>	Verified with most recent Internal Revenue Bulletin	
56-6246626	A public charity (50% deductibility limitation).	March 25, 2024	

IRS Business Master File Details			IRS BMF	509(a)(1)
Organization name	Most recent IRS BMF	Reason for Non-Private Foundation Status		
THE FOUNDATION OF HOPE FOR RESEARCH & TREATMENT OF MENTAL ILLNESS	March 12 2024	Section 509(a)(1) organization as referred to in Section 170(b)(1)(A)(vi)		
EIN	IRS subsection	Ruling date		
56-6246626	This organization is a <u>501(c)(3) Public Charity</u>	08/1985		
This organization was not included in the Office of Foreign Assets Control Specially Designated Nationals (SDN) list.				

On September 8, 2011, the IRS issued [regulations](#) which eliminated the advance ruling process for a section 501(c)(3) organization. [Learn more](#)

* The Foundation Status Code is the code that foundations are required to provide for each grantee annually on part XV of Form 990PF. Note that this code cannot be derived in some cases (e.g., supporting organizations for which 'type' can't be determined).

[IRS Revenue Procedure 2011-33](#) allows grantors to rely on third-party resources, such as GuideStar Charity Check, to obtain required Business Master File (BMF) data concerning a potential grantee's public charity classification under section 509 (a) (1), (2) or (3).

GuideStar Charity Check Data Sources

- GuideStar acquires all IRS data directly from the Internal Revenue Service.

-[IRS Publication 78 \(Cumulative List of Organizations\)](#) lists organizations that have been recognized by the Internal Revenue Service as eligible to receive tax-deductible contributions.

-The [IRS Internal Revenue Bulletin \(IRB\)](#) lists changes in charitable status since the last Publication 78 release. Between the release of IRS Publication 78 and the subsequent IRS Internal Revenue Bulletin, the IRB date will reflect the most recent release date of IRS Publication 78.

-The [IRS Business Master File](#) lists approximately 1.7 million nonprofits registered with the IRS as tax-exempt organizations.
- The [IRS Automatic Revocation of Exemption List](#) contains organizations that have had their federal tax-exempt status automatically revoked for failing to file an annual return or notice with the IRS for three consecutive years.

-The Foundation Status Code is a value derived by mapping the codes found on the [990PF filing instructions](#) to the corresponding codes in the IRS BMF. Note that not all codes are able to be mapped due to insufficient data.

-The Office of Foreign Assets Control (OFAC) [Specially Designated Nationals \(SDN\) list](#) organizations that are owned or controlled by targeted individuals, groups, and entities, such as terrorists or narcotics traffickers. Their assets are blocked and U.S. persons are generally prohibited from dealing with them.