



SOLAR RIGHTS ALLIANCE

CONTENTS


EIN: 81-1203907
Report Generated on: 03/28/2024


Executive Summary	2
Programs & Results	4
Financial Review	6
Operations & Leadership	8


APPENDIX

Key Documents	19
Charity Check Report	20


SOLAR RIGHTS ALLIANCE

 San Diego, CA

 <https://www.solarrights.org>

 (916)823-9064

 [View GuideStar Profile](#)



MISSION

We bring solar users and supporters together to defend the right to choose, make and store solar energy without unreasonable interference by the utility monopoly.

EIN

81-1203907

RULING YEAR

2016

IRS SUBSECTION

501(c)(4) Civic Leagues and
Social Welfare Organizations

FOUNDING YEAR

2016

MAIN ADDRESS

302 Washington St. #150-5062
San Diego, CA
92103

AFFILIATION TYPE

Independent Organization

CONTACT

David Rosenfeld, Executive
Director
(619) 298-8740
dave@solarrights.org

EXECUTIVE DIRECTOR

David Rosenfeld

BOARD CHAIR

David Rusch

SUBJECT AREA

Energy resources

Human rights

NTEE Code

Alliance/Advocacy
Organizations (R01)

PROGRAMS

1. Solar Bill of Rights

Population(s) served:Adults
2. No Solar Tax

Population(s) served:Adults
3. Keep Rooftop Solar Growing

Population(s) served:Adults
4. Defend solar at SMUD

Population(s) served:Adults
5. Make our communities outage-proof

Population(s) served:Adults

POPULATIONS SERVED

1. Adults

COMPLIANCE

- ✗

IRS Pub 78 Not Verified as of March 2024
- ✗

A-133 Audit Required/Performed?
- ✓

Conflict of Interest Policy
- ✓

Written whistleblower policy

ALERTS

This organization (EIN 81-1203907) does not meet IRS criteria for appearing in Publication 78. There are many reasons why an organization may not appear. Go to the [Scope of IRS Publication 78](#) for more details.

TRANSPARENCY MEASURES

- ✓

Board Practices Reported?
- ✓

Diversity Data Reported?
- 6

Number of Independent Board Members

Programs & Results

PROGRAMS

Source: Self-Reported by Organization,
February 2024

Solar Bill of Rights

Population(s) Served:
General/Unspecified

It is time for a Solar Bill of Rights that protects everyone's right to make their own solar energy without red tape or discriminatory fees.

No Solar Tax

Population(s) Served:
General/Unspecified

We help solar users fight back when their utility tried to hit solar users with taxes or discriminatory fees.

Keep Rooftop Solar Growing

Population(s) Served:
General/Unspecified

Net metering ensures that solar users are fairly compensated for the extra energy they share with the grid. It is also a critical way to encourage more people to make local solar energy, which saves the entire state money by reducing the burden on the grid and making our communities more resilient during outages. Utilities are lobbying to kill net metering. We're helping solar users fight back.

Defend solar at SMUD

Population(s) Served:
General/Unspecified

SMUD used to be the country's most enlightened utility when it came to encouraging customers to become less

dependent on the grid through solar and energy efficiency. Lately they've lost their way, and are pushing policies to discourage solar and entrench their monopoly. We're helping local customers advocate for SMUD to change its tune and see customer-made solar and storage as a key way to meet the Sacramento region's energy needs.

Make our communities outage-proof

Population(s) Served:
General/Unspecified

The best way to ensure the lights never go out again on our communities is to outfit as many homes and businesses and critical facilities with solar powered batteries. This way, we can ensure enough electricity is made and stored locally to keep the community safe and resilient in the face of any emergency. The utilities are fighting our vision, and we're fighting back.

CHARTING IMPACT

What is the organization aiming to accomplish?

Our goal is to ensure that everyone can make energy from the sun at their home, business, church, school, farm...anywhere. We envision a future in which millions of Californians benefit from local rooftop solar and batteries, renters and homeowners alike.

What are the organization's key strategies for making this happen?

We keep track of what the politicians, utilities and regulators are up to and alert the public and our members when there is a threat to solar, or an opportunity to expand rooftop solar to more people. We educate and mobilize solar users and solar supporters to make their voices heard to decision-makers, and ensure that they side with the public not the utility monopoly.

Financials

FISCAL YEAR START: 01/01
FISCAL YEAR END: 12/31

Financial Trends Analysis

Business Model Indicators

Created in Partnership with

 Nonprofit Finance Fund®

Profitability	2018	2021	2022
Unrestricted surplus (deficit) before depreciation	\$0	\$193,423	\$6,440
As a % of expenses	0.0%	13.2%	0.3%
Unrestricted surplus (deficit) after depreciation	\$0	\$193,423	\$6,440
As a % of expenses	0.0%	13.2%	0.3%

Revenue Composition			
Total revenue (unrestricted & restricted)	\$215,027	\$1,655,881	\$1,971,234
Total revenue, % change over prior year	0.0%	0.0%	19.0%
Program services revenue	0.0%	0.0%	0.0%
Membership dues	0.0%	0.0%	0.0%
Investment income	0.0%	0.0%	0.0%
Government grants	0.0%	0.0%	0.0%
All other grants and contributions	100.0%	100.0%	100.0%
Other revenue	0.0%	0.0%	0.0%

Expense Composition			
Total expenses before depreciation	\$125,690	\$1,462,458	\$1,964,794
Total expenses, % change over prior year	0.0%	0.0%	34.3%
Personnel	77.3%	9.4%	7.0%
Professional Fees	0.6%	0.3%	4.9%
Occupancy	0.0%	0.0%	0.0%
Interest	0.0%	0.0%	0.0%
Pass-Through	0.0%	11.1%	12.7%
All other expenses	22.1%	79.3%	75.4%

Financial Trends Analysis, continued

Moving Toward Full Cost Coverage

Full Cost Components (estimated)	2018	2021	2022
Total Expenses (after depreciation)	\$125,690	\$1,462,458	\$1,964,794
One Month of Savings	\$10,474	\$121,872	\$163,733
Debt Principal Repayment	\$0	\$0	\$0
Fixed Asset Additions	\$0	\$0	\$0
Total Full Costs (estimated)	\$136,164	\$1,584,330	\$2,128,527

Capital Structure Indicators

Liquidity			
Months of cash	3.5	1.8	1.3
Months of cash and investments	3.5	1.8	1.3
Months of estimated liquid unrestricted net assets	0.0	1.8	1.3
Balance Sheet Composition			
Cash	\$36,814	\$213,293	\$219,733
Investments	\$0	\$0	\$0
Receivables	\$52,524	\$0	\$0
Gross land, buildings, and equipment (LBE)	\$0	\$0	\$0
Accumulated depreciation (% of LBE)	0.0%	0.0%	0.0%
Liabilities (as % of assets)	0.0%	0.0%	0.0%
Unrestricted net assets	\$0	\$213,293	\$219,733
Temporarily restricted net assets	\$89,338	N/A	N/A
Permanently restricted net assets	\$0	N/A	N/A
Total restricted net assets	\$89,338	\$0	\$0
Total net assets	\$89,338	\$213,293	\$219,733

Key Data Checks

Material Data Errors	2018	2021	2022
	No	No	No

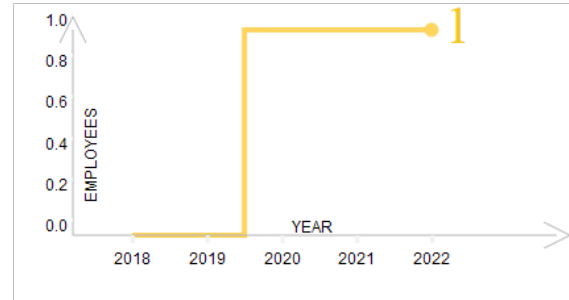
Note: This issue is relevant to a small number of organizations: The nonprofit subject(s) of this report may have affiliates. The Form 990 data may not include information about any or all potential affiliates. If an organization does have affiliates and these affiliates have substantial financial activity, the financial data in this report may not present a comprehensive picture of the nonprofit's financial condition.Please consult the 990s of any potentially related affiliates for additional information.

- ☒ [Formulas for key metrics](#)
- ☒ ['Key Revenue & Expense Data from Form 990'](#)
- ☒ ['Key Balance Sheet Data from Form 990'](#)

Operations

NUMBER OF EMPLOYEES

Source: IRS Form 990



Source: Self-Reported by Organization, February 2024

EXECUTIVE DIRECTOR

David Rosenfeld

Dave is the Executive Director of the Solar Rights Alliance. Dave has been a community organizer for over twenty years and believes people power is the best way to overcome special interests. Prior to joining Solar Rights Alliance, Dave led a successful statewide ballot measure campaign in Oregon to restore Career Technical Education for high schoolers. Before that, he led a 40,000 member public interest organization that successfully worked to reduce health insurance premiums for consumers and combat government corruption. In addition to spending time with his wife and two children, he enjoys running, backpacking and learning about science and philosophy.

BOARD CHAIR

David Rusch

Term: 2023 - 2021

BOARD MEMBERS

- David Rusch
- Robert Mills
- Lee Miller
- Fatima Malik
- Marquis Smith
- Thomas Fendley

OFFICERS, DIRECTORS, TRUSTEES, AND KEY EMPLOYEES

FISCAL YEAR 2022

Name	Title	Compensation	Other	Related
David Rosenfeld	EXECUTIVE DI	\$98,671	\$0	\$0
Tom Fendley	BOARD MEMBER	\$0	\$0	\$0
Fatima Malik	BOARD MEMBER	\$0	\$0	\$0
Lee Miller	SECRETARY	\$0	\$0	\$0
Robert Mills	TREASURER	\$0	\$0	\$0
David Rusch	BOARD PRESID	\$0	\$0	\$0
Marquis Smith	BOARD MEMBER	\$0	\$0	\$0

OFFICERS, DIRECTORS, TRUSTEES, AND KEY EMPLOYEES

FISCAL YEAR 2021

Name	Title	Compensation	Other	Related
David Rosenfeld	EXECUTIVE DI	\$104,747	\$0	\$0
Tom Fendley	BOARD MEMBER	\$0	\$0	\$0
Fatima Malik	BOARD MEMBER	\$0	\$0	\$0
Lee Miller	SECRETARY	\$0	\$0	\$0
Robert Mills	TREASURER	\$0	\$0	\$0
David Rusch	BOARD PRESID	\$0	\$0	\$0
Marquis Smith	BOARD MEMBER	\$0	\$0	\$0

Officers Directors, Trustees, Key Employees

FISCAL YEAR 2020

Name	Title	Compensation	Benefits/Deferred Compensation	Expense Account, Other
David Rosenfeld	EXECUTIVE DI	\$117,108	\$18,415	\$0
Lee Miller	SECRETARY	\$0	\$0	\$0
Fatima Malik	BOARD MEMBER	\$0	\$0	\$0
Robert Mills	TREASURER	\$0	\$0	\$0
Tom Fendley	BOARD MEMBER	\$0	\$0	\$0
Marquis Smith	BOARD MEMBER	\$0	\$0	\$0
David Rusch	BOARD PRESID	\$0	\$0	\$0

Officers Directors, Trustees, Key Employees

FISCAL YEAR 2019

Name	Title	Compensation	Benefits/Deferred Compensation	Expense Account, Other
David Rosenfeld	Executive Director	\$154,344	\$0	\$0
David Rusch	Board President	\$0	\$0	\$0
Robert Mills	Board Treasurer	\$0	\$0	\$0
Tom Fendley	Board Member	\$0	\$0	\$0
Marquis Smith	Board Member	\$0	\$0	\$0
Lee Miller	Board Secretary	\$0	\$0	\$0
Lisette Santiago	Board Member	\$0	\$0	\$0

OFFICERS, DIRECTORS, TRUSTEES, AND KEY EMPLOYEES

FISCAL YEAR 2018

Name	Title	Compensation	Other	Related
David Rosenfeld	Executive Director	\$97,125	\$0	\$0
David Rusch	Board President	\$0	\$0	\$0
Thomas Fendley	Board Membei	\$0	\$0	\$0
Marquis Smith	Board Member	\$0	\$0	\$0
Robert Mills	Board Member	\$0	\$0	\$0

Contractors

FISCAL YEAR 2022

Name	Address	Type of Service	Compensation
Complete Digital Llc	1317 POTOMAC AVE SE, WASHINGTON 20003		\$473,010
Rally	10474 SANTA MONICA BLVD STE 405, LAS ANGELES 90025		\$223,224

Contractors

FISCAL YEAR 2021

Name	Address	Type of Service	Compensation
Complete Digital Llc	1317 POTOMAC AVE SE, WASHINGTON 20003		\$447,585
The Outreach Team	407 COLLEGE AVENUE, ITHACA 14850		\$250,000
Green Corps Campaigns	1543 WAZEE ST, DENVER 80202		\$108,248

Paid Preparers
FISCAL YEAR 2022

Firm Name	Firm EIN	Firm Address	Firm Phone
CARR BERGLUND RINGGENBERG APAC	453916102	8150 SIERRA COLLEGE BLVD SUITE 290, ROSEVILLE CA 95661	9167724131

Paid Preparers
FISCAL YEAR 2021

Firm Name	Firm EIN	Firm Address	Firm Phone
CARR BERGLUND RINGGENBERG APAC	453916102	2250 DOUGLAS BLVD STE 120, ROSEVILLE CA 956613761	9167724131

Paid Preparers
FISCAL YEAR 2020

Firm Name	Firm EIN	Firm Address	Firm Phone
CARR BERGLUND RINGGENBERG APAC	45-3916102	2250 DOUGLAS BLVD STE 120, ROSEVILLE CA 956613761 USA	916-772-4131

BOARD LEADERSHIP PRACTICES

GuideStar worked with BoardSource, the national leader in nonprofit board leadership and governance, to create this section, which enables organizations and donors to transparently share information about essential board leadership practices.

BOARD ORIENTATION & EDUCATION

Does the board conduct a formal orientation for new board members and require all board members to sign a written agreement regarding their roles, responsibilities, and expectations?

Yes

CEO OVERSIGHT

Has the board conducted a formal, written assessment of the chief executive within the past year?

Not Applicable

ETHICS & TRANSPARENCY

Have the board and senior staff reviewed the conflict-of-interest policy and completed and signed disclosure statements in the past year?

Yes

BOARD COMPOSITION

Does the board ensure an inclusive board member recruitment process that results in diversity of thought and leadership?

Yes

BOARD PERFORMANCE

Has the board conducted a formal, written self-assessment of its performance within the past three years?

Not Applicable

Organizational Demographics

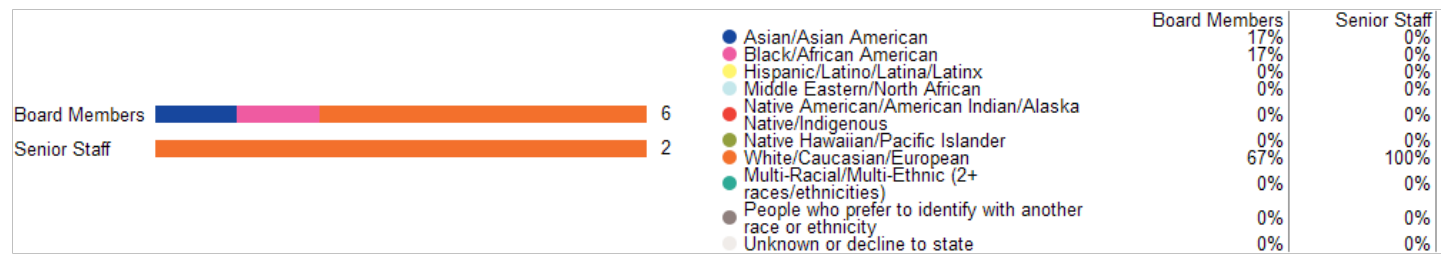
Who works and leads organizations that serve our diverse communities? This organization has voluntarily shared information to answer this important question and to support sector-wide learning. GuideStar partnered on this section with CHANGE Philanthropy and Equity in the Center.

Leadership


The organization's leader identifies as:

Race & Ethnicity	White/Caucasian/European
Gender Identity	Male, Not transgender
Sexual Orientation	Heterosexual or Straight
Disability Status	Person with a disability

Race & Ethnicity



Gender Identity



Transgender Identity

Sexual Orientation

No data

Disability

No data.

Equity Strategies *Last Updated: 05/13/2023*

Candid partnered with Equity in the Center - a project that works to shift mindsets, practices, and systems within the social sector to increase racial equity - to create this section. [Learn More](#)

Data

- ✓ We ask team members to identify racial disparities in their programs and/or portfolios.

Policies and processes

- ✓ We seek individuals from various race backgrounds for board and executive director/CEO positions within our organization.
- ✓ We have community representation at the board level, either on the board itself or through a community advisory board.

Appendix

Key Documents

IRS Forms 990	2022 990
	2021 990
	2020 990
	2019 990
	2018 990
IRS Forms 990T	Not Available
Audited Financial Statements	Not Available
Key Organization Documents	'Key Revenue & Expense Data from Form 990'
	'Key Balance Sheet Data from Form 990'

SOLAR RIGHTS ALLIANCE

302 Washington St. #150-5062
San Diego, CA 92103

✓ Foundation Status Code: NC*
✓ Non-charity (not 501(c)(3))

IRS Publication 78 Details

This organization (EIN 81-1203907) does not meet IRS criteria for appearing in Publication 78.
There are many reasons why an organization may not appear. Go to the [Scope of IRS Publication 78](#) for more details.

IRS Business Master File Details

Organization name	Most recent IRS BMF	Reason for Non-Private Foundation Status
SOLAR RIGHTS ALLIANCE	March 12 2024	Only applies to 501(c)(3) public charities
EIN	IRS subsection	Ruling date
81-1203907	This organization is a 501(c)(4) Civic Leagues and Social Welfare Organizations	07/2016
This organization was not included in the Office of Foreign Assets Control Specially Designated Nationals (SDN) list.		

On September 8, 2011, the IRS issued [regulations](#) which eliminated the advance ruling process for a section 501(c)(3) organization. [Learn more](#)

* The Foundation Status Code is the code that foundations are required to provide for each grantee annually on part XV of Form 990PF. Note that this code cannot be derived in some cases (e.g., supporting organizations for which 'type' can't be determined).

[IRS Revenue Procedure 2011-33](#) allows grantors to rely on third-party resources, such as GuideStar Charity Check, to obtain required Business Master File (BMF) data concerning a potential grantee's public charity classification under section 509 (a) (1), (2) or (3).

GuideStar Charity Check Data Sources

- GuideStar acquires all IRS data directly from the Internal Revenue Service.
- The [IRS Automatic Revocation of Exemption List](#) contains organizations that have had their federal tax-exempt status automatically revoked for failing to file an annual return or notice with the IRS for three consecutive years.
- The [Foundation Status Code](#) is a value derived by mapping the codes found on the [990PF filing instructions](#) to the corresponding codes in the IRS BMF. Note that not all codes are able to be mapped due to insufficient data.
- The [IRS Internal Revenue Bulletin](#) (IRB) lists changes in charitable status since the last Publication 78 release. Between the release of IRS Publication 78 and the subsequent IRS Internal Revenue Bulletin, the IRB date will reflect the most recent release date of IRS Publication 78.
- The [Office of Foreign Assets Control \(OFAC\) Specially Designated Nationals \(SDN\) list](#) organizations that are owned or controlled by targeted individuals, groups, and entities, such as terrorists or narcotics traffickers. Their assets are blocked and U.S. persons are generally prohibited from dealing with them.
- The [IRS Business Master File](#) lists approximately 1.7 million nonprofits registered with the IRS as tax-exempt organizations.