



Family Table Collaborative, Inc

CONTENTS


EIN: 86-2876819
Report Generated on: 03/28/2024


Executive Summary	2
Programs & Results	5
Financial Review	6
Operations & Leadership	8

APPENDIX


Key Documents	11
Charity Check Report	12

Family Table Collaborative, Inc

 South Yarmouth, MA



https://www.familytablecollaborative.org



(508)348-9777



View GuideStar Profile



MISSION

To produce and deliver nutritious free meals to families and individuals who need it most and provide nutritional education highlighting how healthy food positively impacts people's physical and mental health. We believe healthy people make healthy communities.

EIN

86-2876819

RULING YEAR

2021

IRS SUBSECTION

501(c)(3) Public Charity

MAIN ADDRESS

c/o Glivinski & Associates, Inc
261 White's Path, Suite 5
South Yarmouth, MA
02664

AFFILIATION TYPE

Independent Organization

CONTACT

Jeni Wheeler, Director & Co-Founder
info@familytablecollaborative.org

DIRECTOR & CO-FOUNDER

Jeni Wheeler

CO-FOUNDER

Harry Henry

SUBJECT AREA

Education

Human services

PROGRAMS

1. Nutricious & Delicious Meal Distribution

Population(s) served:Adults, Children and youth, Ethnic and racial groups, Caregivers, Families

POPULATIONS SERVED

- 1. Children and youth
- 2. Adults
- 3. LGBTQ people
- 4. Heterosexuals
- 5. Women and girls
- 6. Men and boys
- 7. Families
- 8. Parents
- 9. Widows and widowers
- 10. Non-adult children
- 11. Caregivers
- 12. Ethnic and racial groups
- 13. Religious groups
- 14. Immigrants and migrants
- 15. Nomadic people
- 16. Economically disadvantaged people
- 17. Incarcerated people
- 18. At-risk youth
- 19. Victims and oppressed people
- 20. People with disabilities
- 21. People with diseases and illnesses
- 22. Substance abusers
- 23. Pregnant people
- 24. Domestic workers

- 25. Unemployed people
- 26. Self-employed people
- 27. Retired people
- 28. Academics
- 29. Military personnel
- 30. Veterans
- 31. Farmers
- 32. Emergency responders
- 33. Artists and performers
- 34. Sex workers
- 35. Activists

COMPLIANCE

- ✓ IRS Pub 78 Verified as of March 2024
- ✓ IRS BMF 509(a) (1) as of March 12, 2024
- ✗ A-133 Audit Required/Performed?
- ✗ Conflict of Interest Policy
- ✗ Written whistleblower policy

Section 509(a)(1) organization as referred to in Section 170(b)(1)(A)(vi)

TRANSPARENCY MEASURES

- ✗ Board Practices Reported?
- ✗ Diversity Data Reported?
- 9 Number of Independent Board Members

Programs & Results

PROGRAMS

Source: Self-Reported by Organization, March 2023

Nutritious & Delicious Meal Distribution

Population(s) Served: n/a

Using donated food from our community we prepare nutritious & delicious meals for distribution to our community members having difficulty preparing meals or accessing food. Food security is a basic need that we should be fulfilling for all and we are working not only to provide meals but to educate people that healthy food can be delicious.

Financials

FISCAL YEAR START: 02/01

FISCAL YEAR END: 01/31

Financial Trends Analysis

Business Model Indicators

Created in Partnership with



Profitability

2023

Unrestricted surplus (deficit) before depreciation	-\$32,639
As a % of expenses	-4.7%
Unrestricted surplus (deficit) after depreciation	-\$43,806
As a % of expenses	-6.2%

Revenue Composition

Total revenue (unrestricted & restricted)	\$661,352
Total revenue, % change over prior year	0.0%
Program services revenue	14.9%
Membership dues	0.0%
Investment income	0.0%
Government grants	0.0%
All other grants and contributions	85.1%
Other revenue	0.0%

Expense Composition

Total expenses before depreciation	\$699,991
Total expenses, % change over prior year	0.0%
Personnel	0.9%
Professional Fees	9.1%
Occupancy	12.0%
Interest	0.3%
Pass-Through	0.0%
All other expenses	77.8%

Financial Trends Analysis, continued

Moving Toward Full Cost Coverage

Full Cost Components (estimated)	2023
Total Expenses (after depreciation)	\$711,158
One Month of Savings	\$58,333
Debt Principal Repayment	\$0
Fixed Asset Additions	\$55,837
Total Full Costs (estimated)	\$825,328

Capital Structure Indicators

Liquidity	
Months of cash	0.0
Months of cash and investments	0.0
Months of estimated liquid unrestricted net assets	-2.1

Balance Sheet Composition		
Cash		\$2,682
Investments		\$0
Receivables		\$2,885
Gross land, buildings, and equipment (LBE)		\$55,837
Accumulated depreciation (% of LBE)		20.0%
Liabilities (as % of assets)		251.3%
Unrestricted net assets		-\$78,588
Temporarily restricted net assets		N/A
Permanently restricted net assets		N/A
Total restricted net assets		\$0
Total net assets		-\$78,588

Key Data Checks

Material Data Errors	2023
	No

Note: This issue is relevant to a small number of organizations: The nonprofit subject(s) of this report may have affiliates. The Form 990 data may not include information about any or all potential affiliates. If an organization does have affiliates and these affiliates have substantial financial activity, the financial data in this report may not present a comprehensive picture of the nonprofit's financial condition. Please consult the 990s of any potentially related affiliates for additional information.

- ☒ [Formulas for key metrics](#)
- ☒ ['Key Revenue & Expense Data from Form 990'](#)
- ☒ ['Key Balance Sheet Data from Form 990'](#)

Operations

Source: Self-Reported by Organization, March 2023

DIRECTOR & CO-FOUNDER

Jeni Wheeler

Jeni Wheeler is Co-Founder and Director of the Family Table Collaborative, a 501(C)3 providing extra love to anyone facing food security challenges. The Collaborative was formed as a rapid response to Covid-19 but has since moved to become a permanent player in ending hunger and creating nutritional security on Cape Cod. FTC provides nutritional education and has distributed over 100,000 nutritious, delicious, prepared meals. Additionally, the Family Table Collaborative runs the Makers Market at the former Riverway Restaurant in South Yarmouth providing prepared meals for purchase along with using the restaurant space for planned events all providing revenue to support the non-profit. Jeni has a MBA ('05) with a focus in Social Entrepreneurship from Babson College

CO-FOUNDER

Harry Henry

NUMBER OF EMPLOYEES

Source: IRS Form 990



Paid Preparers

FISCAL YEAR 2023

Firm Name	Firm EIN	Firm Address	Firm Phone
DEPAOLA BEGG & ASSOC PC	04-2669305	220 WEST MAIN STREET, HYANNIS MA 02601 USA	508-775-7819

Organizational Demographics

Who works and leads organizations that serve our diverse communities? This organization has voluntarily shared information to answer this important question and to support sector-wide learning. GuideStar partnered on this section with CHANGE Philanthropy and Equity in the Center.

Leadership

The organization's leader identifies as:
No data

Race & Ethnicity

No data

Gender Identity

Transgender Identity

No data

Sexual Orientation

No data

Disability

No data.

Appendix


Key Documents	
IRS Forms 990	2023 990
IRS Forms 990T	Not Available
Audited Financial Statements	Not Available
Key Organization Documents	'Key Revenue & Expense Data from Form 990'
	'Key Balance Sheet Data from Form 990'

Family Table Collaborative Inc

261 Whites Path Unit 5
South Yarmouth, MA 02664

✓ Foundation Status Code: PC*
✓ Public charity described in section 509(a)(1) or (2)

IRS Publication 78 Details



Organization name	Location	Most recent IRS Publication 78
Family Table Collaborative Inc.	South Yarmouth, MA	March 2024
EIN	<u>Deductibility status description</u>	Verified with most recent Internal Revenue Bulletin
86-2876819	A public charity (50% deductibility limitation).	March 25, 2024

IRS Business Master File Details



Organization name	Most recent IRS BMF	Reason for Non-Private Foundation Status
FAMILY TABLE COLLABORATIVE INC	March 12 2024	Section 509(a)(1) organization as referred to in Section 170(b)(1)(A)(vi)
EIN	IRS subsection	Ruling date
86-2876819	This organization is a <u>501(c)(3) Public Charity</u>	07/2021
This organization was not included in the Office of Foreign Assets Control Specially Designated Nationals (SDN) list.		

On September 8, 2011, the IRS issued [regulations](#) which eliminated the advance ruling process for a section 501(c)(3) organization. [Learn more](#)

* The Foundation Status Code is the code that foundations are required to provide for each grantee annually on part XV of Form 990PF. Note that this code cannot be derived in some cases (e.g., supporting organizations for which 'type' can't be determined).

[IRS Revenue Procedure 2011-33](#) allows grantors to rely on third-party resources, such as GuideStar Charity Check, to obtain required Business Master File (BMF) data concerning a potential grantee's public charity classification under section 509 (a) (1), (2) or (3).

GuideStar Charity Check Data Sources

- GuideStar acquires all IRS data directly from the Internal Revenue Service.
- The [IRS Automatic Revocation of Exemption List](#) contains organizations that have had their federal tax-exempt status automatically revoked for failing to file an annual return or notice with the IRS for three consecutive years.
- The [IRS Publication 78 \(Cumulative List of Organizations\)](#) lists organizations that have been recognized by the Internal Revenue Service as eligible to receive tax-deductible contributions.
- The Foundation Status Code is a value derived by mapping the codes found on the [990PF filing instructions](#) to the corresponding codes in the IRS BMF. Note that not all codes are able to be mapped due to insufficient data.
- The [IRS Internal Revenue Bulletin](#) (IRB) lists changes in charitable status since the last Publication 78 release. Between the release of IRS Publication 78 and the subsequent IRS Internal Revenue Bulletin, the IRB date will reflect the most recent release date of IRS Publication 78.
- The Office of Foreign Assets Control (OFAC) [Specially Designated Nationals \(SDN\) list](#) organizations that are owned or controlled by targeted individuals, groups, and entities, such as terrorists or narcotics traffickers. Their assets are blocked and U.S. persons are generally prohibited from dealing with them.
- The [IRS Business Master File](#) lists approximately 1.7 million nonprofits registered with the IRS as tax-exempt organizations.