



FAMILY PROMISE OF LAS VEGAS

CONTENTS

EIN: 88-0352350
Report Generated on: 03/28/2024

Executive Summary	2
Programs & Results	4
Financial Review	8
Operations & Leadership	10

APPENDIX

Key Documents	20
Charity Check Report	21

FAMILY PROMISE OF LAS VEGAS

fka Interfaith Hospitality Network of Las Vegas

Las Vegas, NV

www.FamilyPromiseLV.com

(702)638-8806

View GuideStar Profile



MISSION

Helping families with children at risk for or experiencing homelessness in Clark County Nevada achieve sustainable housing and independence through a compassionate, community-based response.

EIN

88-0352350

RULING YEAR

1996

IRS SUBSECTION

501(c)(3) Public Charity

FOUNDING YEAR

1996

MAIN ADDRESS

PO Box 270128
Las Vegas, NV
89127

AFFILIATION TYPE

Independent Organization

CONTACT

Ms. Terry Lindemann,
Executive Director
(702) 638-8806
director@fplv.org

EXECUTIVE DIRECTOR

Jeannynne Staten

BOARD CHAIR

Brent Wood

SUBJECT AREA

Parent education

Housing for the homeless

Transitional living

Rent and mortgage assistance

Homeless services

Housing services

NTEE Code

Other Housing Support
Services (L80)

Housing Search Assistance
(L30)

Housing Expense Reduction
Support, Rent Assistance (L82)

PROGRAMS

1. Emergency Shelter Program

Population(s) served:Families, Adults, Children and youth

2. The Bridge Home Housing Program

Population(s) served:

3. Rental Assistance

Population(s) served:

4. Just Neighbors Support Network

Population(s) served:Families, Adults, Children and youth

POPULATIONS SERVED

1. Children and youth

2. Families

3. Parents

4. Economically disadvantaged people

COMPLIANCE

- ✓ IRS Pub 78 Verified as of March 2024
- ✓ IRS BMF 509(a) (1) as of March 12, 2024
- ✓ A-133 Audit Required/Performed?
- ✓ Conflict of Interest Policy
- ✓ Written whistleblower policy

Section 509(a)(1) organization as referred to in Section 170(b)(1)(A)(vi)

TRANSPARENCY MEASURES

- ✓ Board Practices Reported?
- ✗ Diversity Data Reported?
- 11 Number of Independent Board Members

Programs & Results

PROGRAMS

Source: Self-Reported by Organization, August 2023

Emergency Shelter Program

Population(s) Served:

Families
Adults

Families with minor age children are screened for placement in our motel shelter program. Applicants must be currently homeless, lack financial stability to provide a residence for their family. Family Promise of Las Vegas contracts with weekly motel operators for housing units. Families receive a full complement of support services to include case management targeted to job placement, connection to a variety of wraparound services, transportation assistance, weekly food deliveries and essential needs.

for families in need of short term emergency assistance to prevent imminent eviction.

Just Neighbors Support Network

Population(s) Served: n/a

This program engages volunteers from our partner congregations, businesses and community groups to work with Family Promise of Las Vegas staff in supporting the needs of families in our shelter and housing programs. Activities include weekly meetings with assigned families and help with supplemental family needs such as food, clothing, household supplies.

The Bridge Home Housing Program

Population(s) Served:

Families
Non-adult children

Family Promise of Las Vegas master leases apartments for the purpose of transitioning families that need a short term stabilization plan to move forward to permanent housing. Families in this program are employed and agree to work with a case manager to save income and prepare to move to their own apartment. Families are usually in this program for 30 to 60 days.

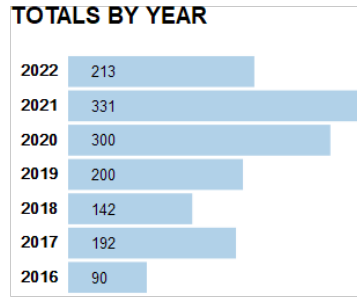
Rental Assistance

Population(s) Served: n/a

Family Promise of Las Vegas receives funding from Clark County and the Emergency Food and Shelter Grants to cover eligible expenses

RESULTS

Total number of families served in the preceding year.

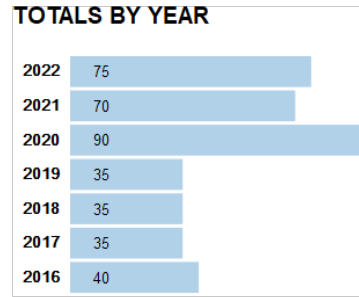


Population(s) Served: Families, Economically disadvantaged, low-income, and poor people, Homeless people

Related program: Emergency Shelter Program

Notes: This metric describes family units, parents with minor children. This metric increased significantly during the 2020 pandemic but has shifted in 2022 with a decrease in pandemic funded programs.

Average length of stay (in days)

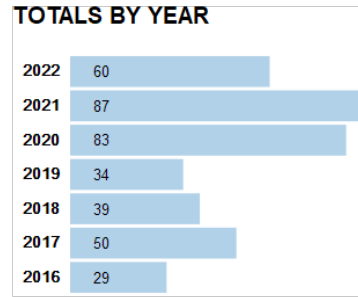


Population(s) Served: Families, Economically disadvantaged, low-income, and poor people, Homeless people

Related program:

Notes: Southern Nevada experienced significant job losses in 2020. Though employment opportunities have improved, limited affordable housing continues to challenge clients' average length of stay.

Average number of service recipients per month

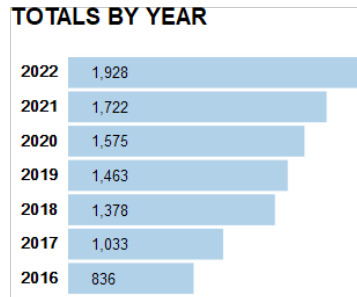


Population(s) Served: Families, Economically disadvantaged, low-income, and poor people, Homeless people

Related program: Emergency Shelter Program

Notes: While the number of clients served increased significantly during 2020-2021, pandemic funded programs decreased in 2022.

Number of Facebook followers

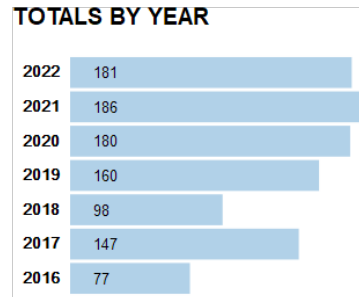


Population(s) Served: No target populations selected

Related program:

Notes: This measure is included as our agency works to grow its social media presence in the community. Our social media followers are growing as a result of utilizing a social media promotion firm.

Number of participants who gain employment



Population(s) Served: Adults

Related program:

Notes: In 2022 approximately 85% of clients served achieved the goal of employment at the time of exit from our programs.

CHARTING IMPACT

What is the organization aiming to accomplish?

GOAL 1: FPLV provides services to homeless families with minor age children (under 19 years) to achieve economic stability and sustainable housing. This is accomplished through the Emergency Shelter Program, Bridge Home Housing Program and Just Neighbors Program. The Family Navigation Center is the central hub for intake assessment and case management. The goal of FPLV is to keep families together while providing shelter, meals, transportation and case management to transition from homelessness to stability as quickly as possible and remain stably housed after 1 year (and into the future). Most families are able to move into a stable housing situation in 30-60 days.

GOAL 2: FPLV is working to construct a new Family Navigation Center to better meet the needs of our community. The larger facility will include transitional housing units onsite to expand our housing capacity. It will also include classroom training space to expand Family Promise specific programs on financial literacy, good parenting and good tenancy practices, for families experiencing homelessness and at-risk of homelessness.

What are the organization's key strategies for making this happen?

GOAL 1: FPLV will grow funding sources to support the services required by homeless families to transition to stability, grow the network of community partners to support FPLV programs and housing assistance, and maintain case management for a minimum of one year for families once they are rehoused. FPLV will continue to collaborate with community services throughout southern NV to enhance efficiency and reduce unnecessary duplication of services.

GOAL 2: FPLV has title to 1.1 acre land parcel and raised 85% of the funds needed for a new Family Navigation Center. Work by our capital campaign continues. Grant awards are being finalized and a project manager has been hired. Groundbreaking is anticipated in Summer 2023.

What are the organization's capabilities for doing this?

GOAL 1: FPLV has an experienced program manager in place who will provide training to the new case manager and to volunteer instructors. Since 1996 FPLV has created a history of working in the southern NV community and engaging with governmental agencies, schools, nonprofits and other social service organizations to assure implementation of the goals that have been established.

GOAL 2: Since our inception in 1996 FPLV has demonstrated success in transitioning homeless families to stability. The success rate for families to achieve and remain stable has varied from 65-85% over this time - conditioned upon employment opportunities and housing availability.

GOAL 3: FPLV hired a professional fundraising firm to guide the capital campaign process. In addition FPLV has received support from the community in generating funding.

What have and haven't they accomplished so far?

GOAL 1: In 2020 the COVID pandemic required that FPLV alter our sheltering model to meet public health requirements. In addition to establishing motel sheltering, bridge housing and prevention services FPLV developed the Just Neighbors program to connect community groups to pair with client families for support and mentoring. Our Just Neighbors program now has 7 participating organizations.

GOAL 2: FPLV has increased its presence on social media and throughout the community to grow awareness and funding support. Due to space limitations the number of families served in the past year has remained relatively stable. Family stability has been impacted by the extremely limited number of affordable housing options now existing in southern NV.

GOAL 3: The capital campaign has generated a number of grant applications and funding contributions to the building campaign are increasing.

Financials

FISCAL YEAR START: 09/01
FISCAL YEAR END: 08/31
✓ Financials audited by an independent accountant

FINANCIALS QUICK VIEW

Total revenue, gains, and other support per audited financial statements	\$1,432,632
Total expenses and losses per audited financial statements	\$1,079,429
Surpluses in last 5 years	5
Negative Net Assets in past 5 years	0

Financial Trends Analysis

Business Model Indicators

Created in Partnership with
 Nonprofit Finance Fund®

Profitability	2018	2019	2020	2021	2022
Unrestricted surplus (deficit) before depreciation	\$337	-\$9,015	\$264,764	-\$217,315	\$19,368
As a % of expenses	0.1%	-1.5%	26.4%	-17.5%	1.8%
Unrestricted surplus (deficit) after depreciation	-\$4,913	-\$10,951	\$263,155	-\$219,142	\$18,337
As a % of expenses	-0.9%	-1.8%	26.2%	-17.6%	1.7%
Revenue Composition					
Total revenue (unrestricted & restricted)	\$514,017	\$616,105	\$1,275,914	\$1,454,657	\$1,432,632
Total revenue, % change over prior year	12.9%	19.9%	107.1%	14.0%	-1.5%
Program services revenue	0.0%	0.0%	0.0%	0.0%	0.0%
Membership dues	0.0%	0.0%	0.0%	0.0%	0.0%
Investment income	0.0%	0.0%	0.0%	0.0%	0.0%
Government grants	21.5%	11.1%	47.2%	53.4%	49.9%
All other grants and contributions	78.5%	88.9%	55.0%	46.6%	50.1%
Other revenue	0.0%	0.0%	-2.2%	0.0%	0.0%
Expense Composition					
Total expenses before depreciation	\$513,680	\$607,818	\$1,003,491	\$1,244,706	\$1,078,398
Total expenses, % change over prior year	14.1%	18.3%	65.1%	24.0%	-13.4%
Personnel	41.8%	38.8%	32.0%	26.8%	31.6%
Professional Fees	13.3%	20.2%	4.4%	6.7%	8.5%
Occupancy	3.7%	3.0%	2.5%	2.3%	1.7%
Interest	0.0%	0.0%	0.0%	0.0%	0.0%
Pass-Through	0.0%	0.0%	0.0%	0.0%	0.0%
All other expenses	41.2%	38.0%	61.1%	64.2%	58.1%

Financial Trends Analysis, continued

Moving Toward Full Cost Coverage

Full Cost Components (estimated)	2018	2019	2020	2021	2022
Total Expenses (after depreciation)	\$518,930	\$609,754	\$1,005,100	\$1,246,533	\$1,079,429
One Month of Savings	\$42,807	\$50,652	\$83,624	\$103,726	\$89,867
Debt Principal Repayment	\$0	\$0	\$0	\$46,100	\$0
Fixed Asset Additions	\$116,976	\$0	\$0	\$55,777	\$7,994
Total Full Costs (estimated)	\$678,713	\$660,406	\$1,088,724	\$1,452,136	\$1,177,290

Capital Structure Indicators

Liquidity					
Months of cash	2.0	2.0	3.9	4.3	7.9
Months of cash and investments	2.0	2.0	3.9	4.3	7.9
Months of estimated liquid unrestricted net assets	2.2	1.7	5.5	1.8	2.2
Balance Sheet Composition					
Cash	\$86,666	\$100,810	\$322,414	\$441,492	\$708,290
Investments	\$0	\$0	\$0	\$0	\$0
Receivables	\$11,829	\$6,935	\$255,493	\$118,225	\$162,133
Gross land, buildings, and equipment (LBE)	\$179,659	\$179,659	\$70,718	\$126,495	\$134,491
Accumulated depreciation (% of LBE)	33.3%	34.4%	89.7%	51.6%	49.3%
Liabilities (as % of assets)	2.9%	3.3%	16.4%	7.7%	1.6%
Unrestricted net assets	\$212,880	\$201,929	\$465,084	\$245,942	\$264,279
Temporarily restricted net assets	\$0	\$17,302	N/A	N/A	N/A
Permanently restricted net assets	\$0	\$0	N/A	N/A	N/A
Total restricted net assets	\$0	\$17,302	\$24,961	\$331,171	\$666,036
Total net assets	\$212,880	\$219,231	\$490,045	\$577,113	\$930,315

Key Data Checks

Material Data Errors	2018	2019	2020	2021	2022
	No	No	No	No	No

Note: This issue is relevant to a small number of organizations: The nonprofit subject(s) of this report may have affiliates. The Form 990 data may not include information about any or all potential affiliates. If an organization does have affiliates and these affiliates have substantial financial activity, the financial data in this report may not present a comprehensive picture of the nonprofit's financial condition. Please consult the 990s of any potentially related affiliates for additional information.

- ☒ [Formulas for key metrics](#)
- ☒ ['Key Revenue & Expense Data from Form 990'](#)
- ☒ ['Key Balance Sheet Data from Form 990'](#)

Operations

Source: Self-Reported by Organization, August 2023

EXECUTIVE DIRECTOR

Dr Jeannyne Staten

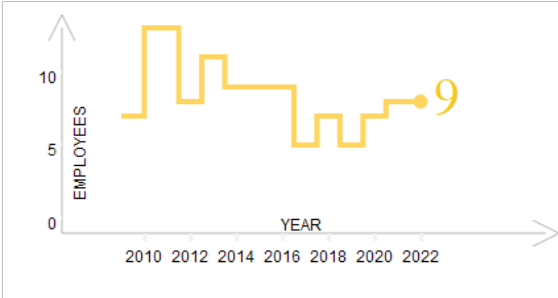
[LinkedIn profile](#)

Dean - FAM Institute Bible College and Seminary

Founder/CEO - Heart2Heart Social Enterprise

NUMBER OF EMPLOYEES

Source: IRS Form 990



BOARD CHAIR

Brent Wood

WaFd Bank

Term: 2023 - 2024

BOARD MEMBERS

Lisa Jones

Retired-NV State Health Div

Claudia Widhalm

The Crossing

Cindy Jensen

Retired-US District Court

Christopher Walther

Fennemore Craig Attorneys

Kyle Matias

KellerWilliams Realty

Anant Subramanian

Independent IT Specialist

Kristin Kiriui-Case

Mattnik Bookkeeping & Tax Services

Brent Wood

WaFd Bank

Steve Marlow

Retired-Hard Eight Trading

Curtis Parker

ResortCom International

Terence Davis

Lexicon Bank

Andrew Chung

Davita

Lenny Chide

Credit One Bank

OFFICERS, DIRECTORS, TRUSTEES, AND KEY EMPLOYEES

FISCAL YEAR 2022

Name	Title	Compensation	Other	Related
Terry Lindemann	EXECUTIVE DI	\$72,705	\$0	\$0
Brent Wood	PRESIDENT	\$0	\$0	\$0
Andrew Chung	VICE PRESIDE	\$0	\$0	\$0
Claudia Widhalm	TREASURER	\$0	\$0	\$0
Chris Walther	SECRETARY	\$0	\$0	\$0
Terence Davis	BOARD MEMBER	\$0	\$0	\$0
Cindy Jensen	BOARD MEMBER	\$0	\$0	\$0
Lisa Jones	BOARD MEMBER	\$0	\$0	\$0
Steven Marlow	BOARD MEMBER	\$0	\$0	\$0
Kyle Matias	ADVISORY	\$0	\$0	\$0
Curtis A Parker	ADVISORY	\$0	\$0	\$0
Anant Subramanian	ADVISORY	\$0	\$0	\$0

OFFICERS, DIRECTORS, TRUSTEES, AND KEY EMPLOYEES

FISCAL YEAR 2021

Name	Title	Compensation	Other	Related
Terry Lindemann	EXECUTIVE DI	\$71,346	\$0	\$0
Lisa Jones	PRESIDENT	\$0	\$0	\$0
Jerry Przybysz	VICE PRESIDE	\$0	\$0	\$0
Claudia Widhalm	TREASURER	\$0	\$0	\$0
Cynthia Jensen	SECRETARY	\$0	\$0	\$0
Chris Walther	BOARD MEMBER	\$0	\$0	\$0
Daniel Blue	BOARD MEMBER	\$0	\$0	\$0
Dottie Korkosz	BOARD MEMBER	\$0	\$0	\$0
Kyle Townsend	BOARD MEMBER	\$0	\$0	\$0
Bonnie Polley	ADVISORY	\$0	\$0	\$0
Bruce Ewing	ADVISORY	\$0	\$0	\$0
Rabbi Sanford Akselrad	ADVISORY	\$0	\$0	\$0

OFFICERS, DIRECTORS, TRUSTEES, AND KEY EMPLOYEES

FISCAL YEAR 2020

Name	Title	Compensation	Other	Related
Terry Lindemann	EXECUTIVE DI	\$68,249	\$0	\$0
Chris Thornton	PRESIDENT	\$0	\$0	\$0
Lisa Jones	VICE PRESIDE	\$0	\$0	\$0
Claudia Widhalm	TREASURER	\$0	\$0	\$0
Cynthia Jensen	SECRETARY	\$0	\$0	\$0
Chris Walther	BOARD MEMBER	\$0	\$0	\$0
Daniel Blue	BOARD MEMBER	\$0	\$0	\$0
Dottie Korkosz	BOARD MEMBER	\$0	\$0	\$0
Jerry Przybysz	BOARD MEMBER	\$0	\$0	\$0
Kyle Townsend	BOARD MEMBER	\$0	\$0	\$0
Bonnie Polley	ADVISORY	\$0	\$0	\$0
Bruce Ewing	ADVISORY	\$0	\$0	\$0
Rabbi Sanford Akselrad	ADVISORY	\$0	\$0	\$0

OFFICERS, DIRECTORS, TRUSTEES, AND KEY EMPLOYEES

FISCAL YEAR 2019

Name	Title	Compensation	Other	Related
Terry Lindemann	EXECUTIVE DI	\$67,843	\$0	\$0
Lisa Jones	PRESIDENT	\$0	\$0	\$0
Jerry Przybysz	VICE PRESIDE	\$0	\$0	\$0
Claudia Widhalm	TREASURER	\$0	\$0	\$0
Cynthia Jensen	SECRETARY	\$0	\$0	\$0
Chris Walther	BOARD MEMBER	\$0	\$0	\$0
Daniel Blue	BOARD MEMBER	\$0	\$0	\$0
Dottie Korkosz	BOARD MEMBER	\$0	\$0	\$0
Kyle Townsend	BOARD MEMBER	\$0	\$0	\$0
Bonnie Polley	ADVISORY	\$0	\$0	\$0
Bruce Ewing	ADVISORY	\$0	\$0	\$0
Rabbi Sanford Akselrad	ADVISORY	\$0	\$0	\$0

OFFICERS, DIRECTORS, TRUSTEES, AND KEY EMPLOYEES

FISCAL YEAR 2018

Name	Title	Compensation	Other	Related
Terry Lindemann	EXECUTIVE DIRECTOR	\$68,220	\$0	\$0
Chris Thornton	PRESIDENT	\$0	\$0	\$0
Lisa Jones	VICE PRESIDENT	\$0	\$0	\$0
Claudia Widhalm	TREASURER	\$0	\$0	\$0
Cynthia Jensen	SECRETARY	\$0	\$0	\$0
Daniel Blue	BOARD MEMBER	\$0	\$0	\$0
Dottie Korkosz	BOARD MEMBER	\$0	\$0	\$0
Dr Annie Wilson	BOARD MEMBER	\$0	\$0	\$0
Heather Ashley-Henderson	BOARD MEMBER	\$0	\$0	\$0
Kyle Townsend	BOARD MEMBER	\$0	\$0	\$0
Bonnie Polley	ADVISORY	\$0	\$0	\$0
Bruce Ewing	ADVISORY	\$0	\$0	\$0
Rabbi Sanford Akselrad	ADVISORY	\$0	\$0	\$0

Paid Preparers
FISCAL YEAR 2022

Firm Name	Firm EIN	Firm Address	Firm Phone
ELLSWORTH & STOUT CPAS	26-1629859	7881 W CHARLESTON BLVD STE 155, LAS VEGAS NV 891178326 USA	702-871-2727

Paid Preparers
FISCAL YEAR 2021

Firm Name	Firm EIN	Firm Address	Firm Phone
ELLSWORTH & STOUT CPAS	26-1629859	7881 W CHARLESTON BLVD STE 155, LAS VEGAS NV 891178326 USA	702-871-2727

Paid Preparers
FISCAL YEAR 2020

Firm Name	Firm EIN	Firm Address	Firm Phone
ELLSWORTH & STOUT CPAS	26-1629859	7881 W CHARLESTON BLVD STE 155, LAS VEGAS NV 891178326 USA	702-871-2727

BOARD LEADERSHIP PRACTICES

GuideStar worked with BoardSource, the national leader in nonprofit board leadership and governance, to create this section, which enables organizations and donors to transparently share information about essential board leadership practices.

BOARD ORIENTATION & EDUCATION

Does the board conduct a formal orientation for new board members and require all board members to sign a written agreement regarding their roles, responsibilities, and expectations?

Yes

CEO OVERSIGHT

Has the board conducted a formal, written assessment of the chief executive within the past year?

No

ETHICS & TRANSPARENCY

Have the board and senior staff reviewed the conflict-of-interest policy and completed and signed disclosure statements in the past year?

Yes

BOARD COMPOSITION

Does the board ensure an inclusive board member recruitment process that results in diversity of thought and leadership?

Yes

BOARD PERFORMANCE

Has the board conducted a formal, written self-assessment of its performance within the past three years?

No

Organizational Demographics

Who works and leads organizations that serve our diverse communities? This organization has voluntarily shared information to answer this important question and to support sector-wide learning. GuideStar partnered on this section with CHANGE Philanthropy and Equity in the Center.

Leadership

The organization's leader identifies as:
No data

Race & Ethnicity

No data

Gender Identity

Transgender Identity

No data

Sexual Orientation

No data

Disability

No data.

We do not display staff or senior staff disability information for organizations with fewer than 15 staff.

Equity Strategies *Last Updated: 04/21/2021*

Candid partnered with Equity in the Center - a project that works to shift mindsets, practices, and systems within the social sector to increase racial equity - to create this section. [Learn More](#)

Data

- ✓ We review compensation data across the organization (and by staff levels) to identify disparities by race.

Policies and processes

- ✓ We seek individuals from various race backgrounds for board and executive director/CEO positions within our organization.
- ✓ We have community representation at the board level, either on the board itself or through a community advisory board.

Appendix

Key Documents

IRS Forms 990	2022 990
	2021 990
	2020 990
	2019 990
	2018 990
IRS Forms 990T	Not Available
Audited Financial Statements	2021 Audited Financial Statement
	2020 Audited Financial Statement
	2020 Audited Financial Statement
Key Organization Documents	Letter of Determination
	'Key Revenue & Expense Data from Form 990'
	'Key Balance Sheet Data from Form 990'

FAMILY PROMISE OF LAS VEGAS

PO Box 270128
Las Vegas, NV 89127

✓ Foundation Status Code: PC*

✓ Public charity described in section 509(a)(1) or (2)

IRS Publication 78 Details			<div>✓ IRS Pub 78 verified</div>
Organization name	Location	Most recent IRS Publication 78	
Family Promise of Las Vegas	Las Vegas, NV	March 2024	
EIN	<u>Deductibility status description</u>	Verified with most recent Internal Revenue Bulletin	
88-0352350	A public charity (50% deductibility limitation).	March 25, 2024	

IRS Business Master File Details			IRS BMF	509(a)(1)
Organization name	Most recent IRS BMF	Reason for Non-Private Foundation Status		
FAMILY PROMISE OF LAS VEGAS	March 12 2024	Section 509(a)(1) organization as referred to in Section 170(b)(1)(A)(vi)		
EIN	IRS subsection	Ruling date		
88-0352350	This organization is a <u>501(c)(3) Public Charity</u>	10/1996		
This organization was not included in the Office of Foreign Assets Control Specially Designated Nationals (SDN) list.				

On September 8, 2011, the IRS issued [regulations](#) which eliminated the advance ruling process for a section 501(c)(3) organization. [Learn more](#)

* The Foundation Status Code is the code that foundations are required to provide for each grantee annually on part XV of Form 990PF. Note that this code cannot be derived in some cases (e.g., supporting organizations for which 'type' can't be determined).

[IRS Revenue Procedure 2011-33](#) allows grantors to rely on third-party resources, such as GuideStar Charity Check, to obtain required Business Master File (BMF) data concerning a potential grantee's public charity classification under section 509 (a) (1), (2) or (3).

GuideStar Charity Check Data Sources

- GuideStar acquires all IRS data directly from the Internal Revenue Service.
- The [IRS Automatic Revocation of Exemption List](#) contains organizations that have had their federal tax-exempt status automatically revoked for failing to file an annual return or notice with the IRS for three consecutive years.
- The [IRS Publication 78 \(Cumulative List of Organizations\)](#) lists organizations that have been recognized by the Internal Revenue Service as eligible to receive tax-deductible contributions.
- The Foundation Status Code is a value derived by mapping the codes found on the [990PF filing instructions](#) to the corresponding codes in the IRS BMF. Note that not all codes are able to be mapped due to insufficient data.
- The [IRS Internal Revenue Bulletin](#) (IRB) lists changes in charitable status since the last Publication 78 release. Between the release of IRS Publication 78 and the subsequent IRS Internal Revenue Bulletin, the IRB date will reflect the most recent release date of IRS Publication 78.
- The Office of Foreign Assets Control (OFAC) [Specially Designated Nationals \(SDN\) list](#) organizations that are owned or controlled by targeted individuals, groups, and entities, such as terrorists or narcotics traffickers. Their assets are blocked and U.S. persons are generally prohibited from dealing with them.
- The [IRS Business Master File](#) lists approximately 1.7 million nonprofits registered with the IRS as tax-exempt organizations.