

***Do home safety modifications
reduce the risk of falls?***

See what you think...




Kansas City

SAFE AT HOME

SURVEY RESULTS

This is the form we send out 1 year after safety modifications are completed



Falls Prevention Annual Follow-up Survey

Revised 2018

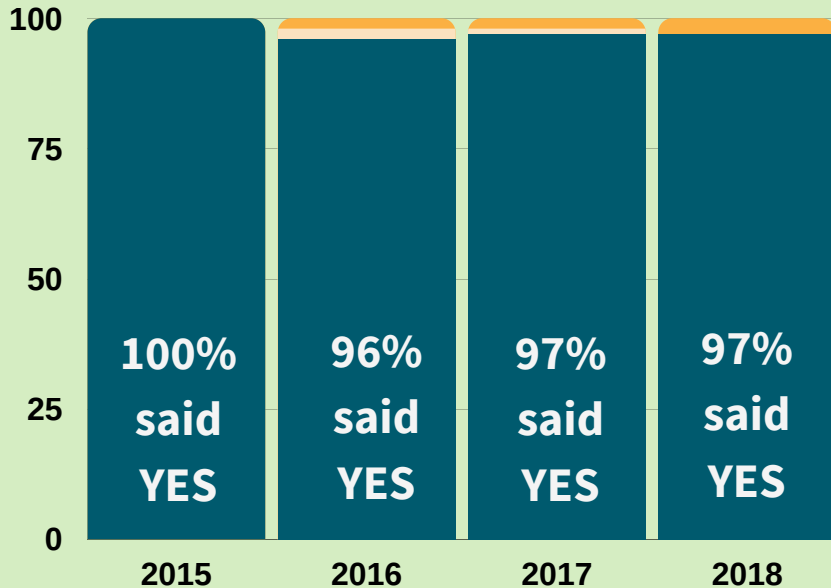
Homeowner Name:		Year of Service:				
Homeowner Address:		Phone #:				
1	Did the modification(s) RTKC completed on your home reduce the risk of you falling?	Circle One	YES	NO		
2	How many times did you fall in your home BEFORE the modifications were made?	#				
3	How many times have you fallen in your home AFTER the modifications were made?	#				
3a.	If you have fallen AFTER modifications, how many times did you fall in the areas RTKC modified?	#				
4	Did the modifications increase the length of time you could stay in your own home?	Circle One	YES	NO		
5	Do you feel safer in your home since the modifications were made?	Circle One	YES	NO		
		Poor	Good	Very Good		
6	BEFORE modifications were made, how would you have rated your confidence level in the safety of your home?	1 2	3 4	5 6	7 8	9 10
7	AFTER Modifications were made, how would you rate your confidence level in the safety of your home?	1 2	3 4	5 6	7 8	9 10
Rebuilding Together Kansas City utilizes homeowner testimonials to show our donors the changes RTKC makes in the lives of our clients. In the lines below, please tell us how the modifications made impacted your life.						

Annual Survey Totals Years 2015-2018

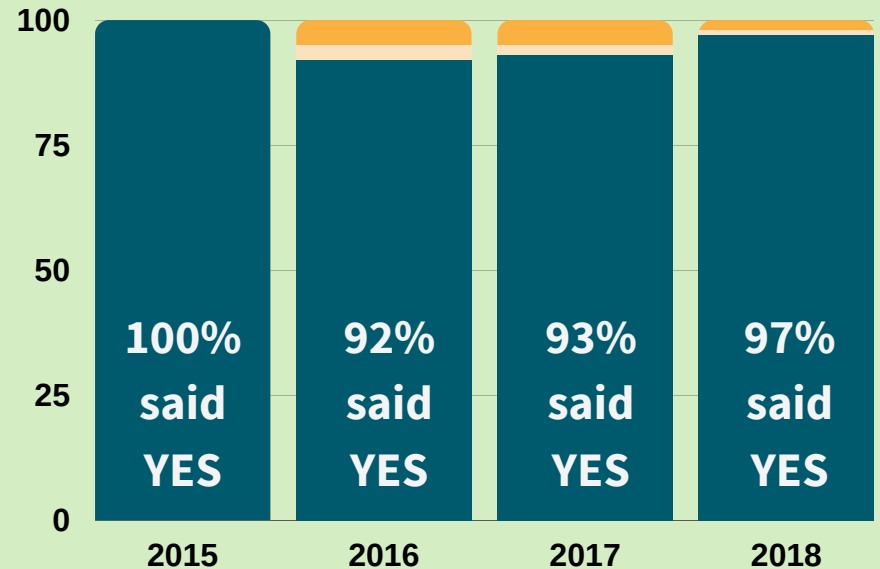
		2015	2016	2017	2018	Total
	How many surveys have we received back? #	28	51	45	35	159
1	Did the modification(s) RTKC completed on your home reduce the risk of you falling?					
1.1	YES	28	47	42	34	151
1.2	NO	0	3	2	1	6
1.3	NO RESPONSE	0	1	1	0	2
2	How many times did you fall in your home BEFORE modifications were made? #	62	94	84	102	342
3	How many time have fallen in your home AFTER modifications were made? #	9	12	15	4	40
3.1	If you have fallen AFTER modifications, how many times did you fall in the areas RTKC modified? #	2	4	1	0	7
4	Did the modifications increase the length of time you could stay in your home?					
4.1	YES	24	47	41	33	145
4.2	NO	1	3	2	1	7
4.3	NO RESPONSE	3	1	2	1	7
5	Do you feel safer in your home since the modifications were made?					
5.1	YES	28	49	44	34	155
5.2	NO	0	1	1	0	2
5.3	NO RESPONSE	0	1	0	1	2
6	BEFORE modifications were made how would you rate your confidence level?					
7	AFTER modifications were made how would you rate your confidence level in safety of your home?					
			9	9	9	9

SURVEY RESULTS

Do you feel safer in your home after modifications?



Did the modification(s) RTKC completed on your home reduce the risk of you falling?



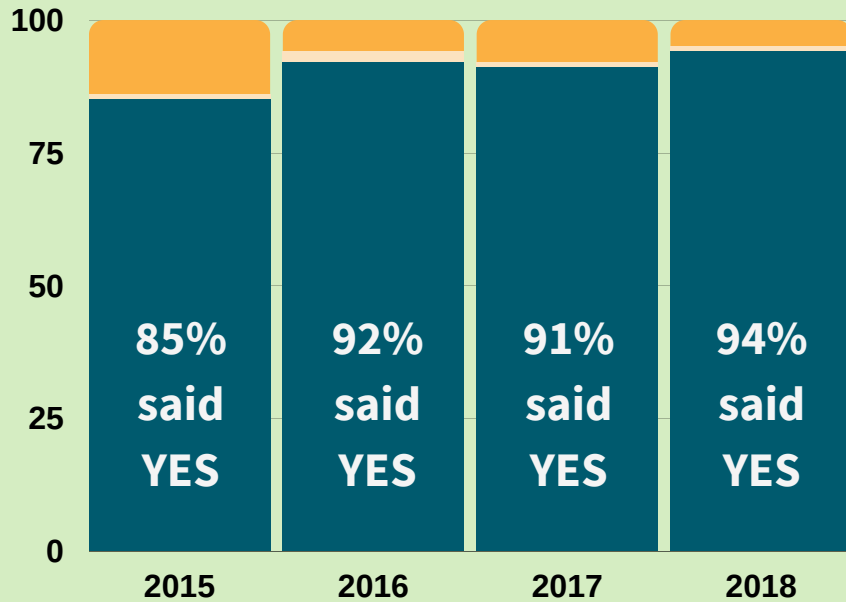
TOTAL FOR YEARS 2015-2018

YES	155
NO	2
NO RESPONSE	2

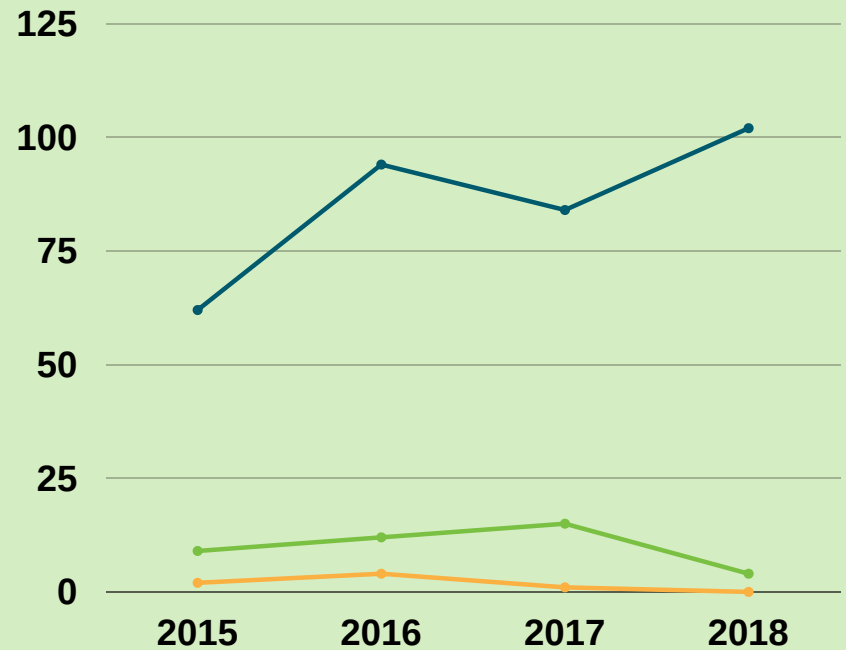
TOTAL FOR YEARS 2015 - 2018

YES	151
NO	6
NO RESPONSE	2

Did the modifications increase the length of time you could stay in your home?



How many falls did you have:
Before modifications? After modifications? In RTKC modified areas?



TOTAL FOR YEARS 2015-2018

YES	145
NO	7
NO RESPONSE	7

TOTAL FOR YEARS 2015 - 2018

FALLS BEFORE MODIFICATIONS	342
FALLS AFTER MODIFICATIONS	40
FALLS IN RTKC MODIFIED AREAS	7

COMMUNITIES SERVED

DEARBORN	1
EXCELSIOR SPRINGS	14
GLADSTONE	79
KANSAS CITY	145
KEARNEY	15
LAKE WAUKOMIS	3
LIBERTY	51
NORTH KANSAS CITY	8
PARKVILLE	4
PLATTE CITY	5
PLEASANT VALLEY	3
SMITHVILLE	4
TRACY	1
WEATHERBY LAKE	2
WESTON	4

