

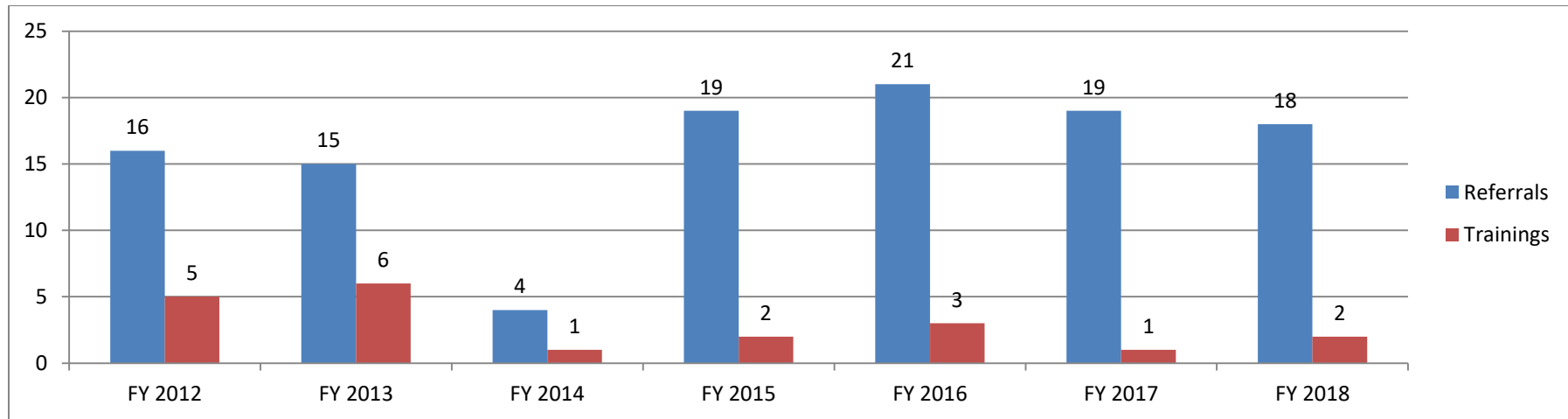


## **RAMP – Annual Program Report & Highlights July 1, 2017 – June 30, 2018**

### **INDEX**

Bus Training	Page 1
Community Reintegration	Page 2
Curriculum – belong	Page 3
Curriculum – Ignite	Page 4
Curriculum – TNT	Page 5
Employment – Adult Services	Page 6
Employment – Project SEARCH	Page 7
Employment – PTS/FastTrack	Page 8
Personal Assistant	Page 9
TBI Services	Page 10
Youth Advocacy	Page 11
Youth Transition Consult	Page 12

**Bus Training** – funded by Rockford Mass Transition District (RMTD) to provide bus training skills to consumers who desire to utilize the bus system for independent travel, to provide disability awareness & sensitivity training to RMTD drivers annually, and to assist with appeals RMTD receives from para transit applicants/users.



**Key program Info:**

- RAMP has a partnership with Rockford Mass Transit to provide training to drivers and riders annually and to be available to assist with appeals.
- Provides information on the variety of transportation options for people with disabilities to the community at large.
- Assist riders/potential riders in determining best options for their independent living needs.

**FY 2018 Outcome Data/Results:**

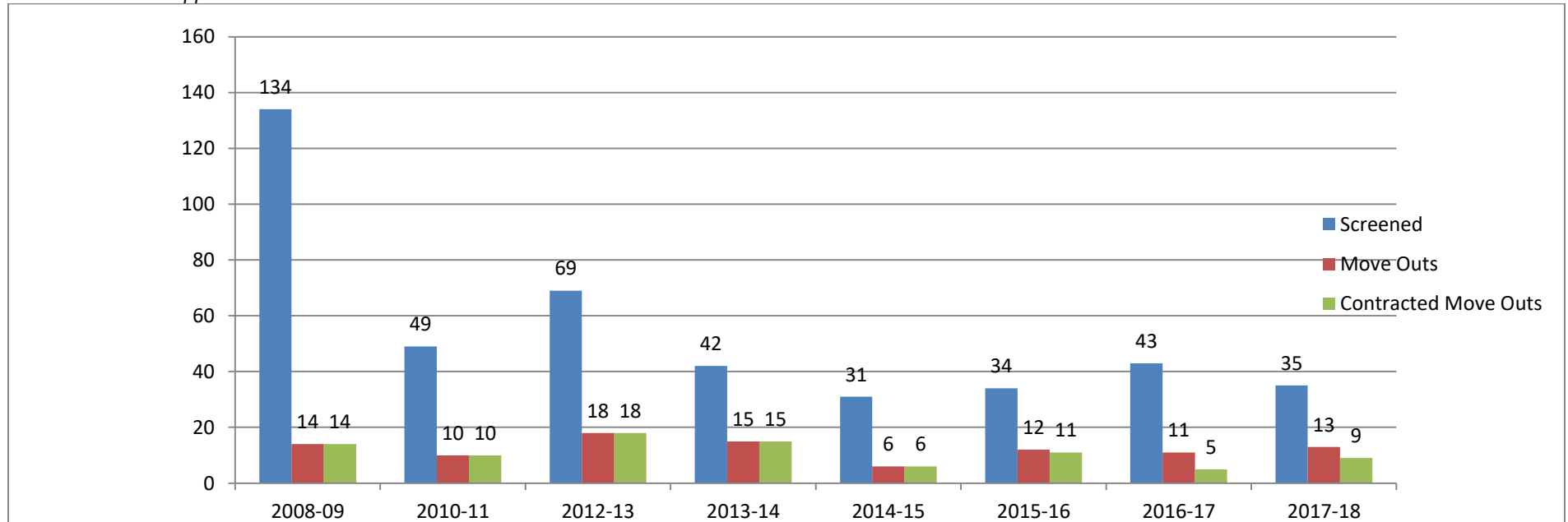
100% (18) of the consumers who contact RAMP for information, increased knowledge of public transportation system & options. (Target 100%)

100% (2) of the consumers who received 1:1 bus training is now able to use the fixed route system independently. (Target 50%)

72% (8) of the drivers trained by RAMP stated increased comfort level of assisting riders with disabilities. (Target 80%)

100% (2) of Individuals trained have increased mobility allowing greater access to independence and full participation in life activities.

**Community Reintegration Program/Money Follows the Person** – funded by State of Illinois with purpose to transition 15 consumers from an institution back in to the community with home based supports.



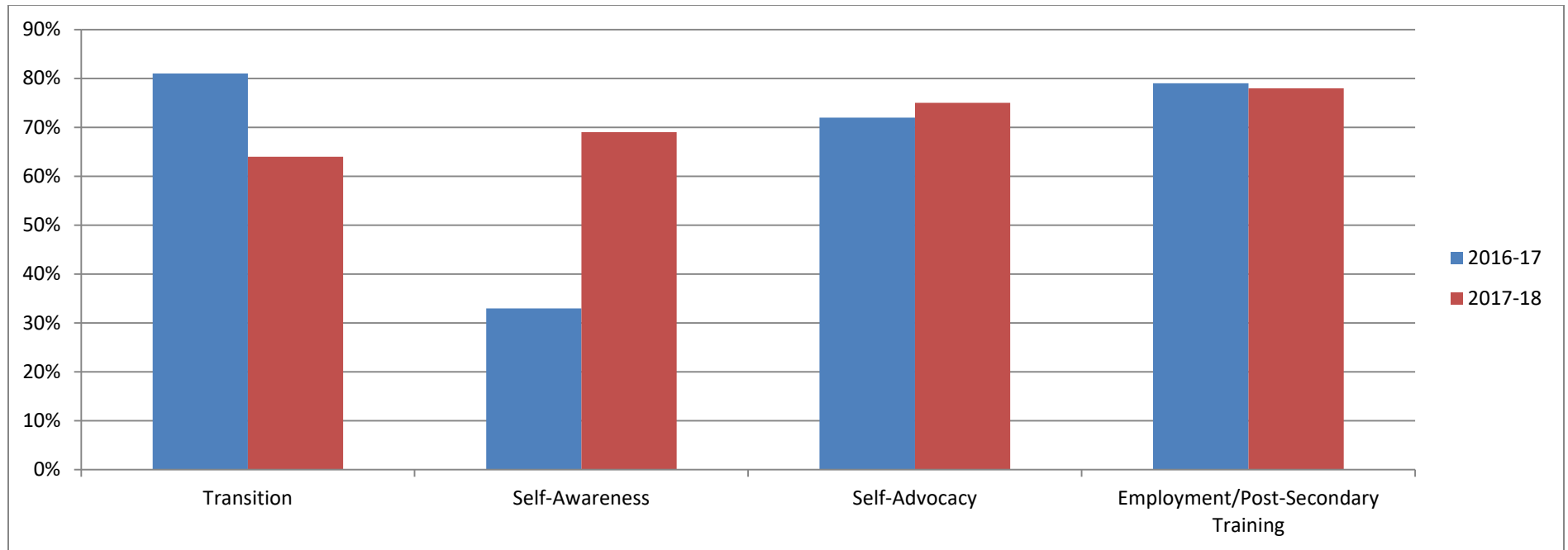
**Key program Info:**

- RAMP did not meet FY 18 goal of reintegrating 15 consumers.
- Four of the reintegration consumers did not count towards the contract because they moved out prior to approval from state, however our staff still provided support and aided in removing barriers to their independence.
- There had been a lot of staff turnover in this program since 2016. Current staff has done an excellent job stabilizing the program.
- DRS increased our outcome target to 16 reintegrations annually for FY 19. With current staffing in place, we project to hit these numbers well before June 2019.

**FY 2018 Outcome Data/Results**

89% (8) of consumers served by RAMP who moved out of a nursing home reported an increased quality of life.

**Curriculum Services: iBelong** - designed to teach middle school students with high incidence disabilities to become active participants in their Individualized Education Plan (IEP) and Transition Plan meetings.

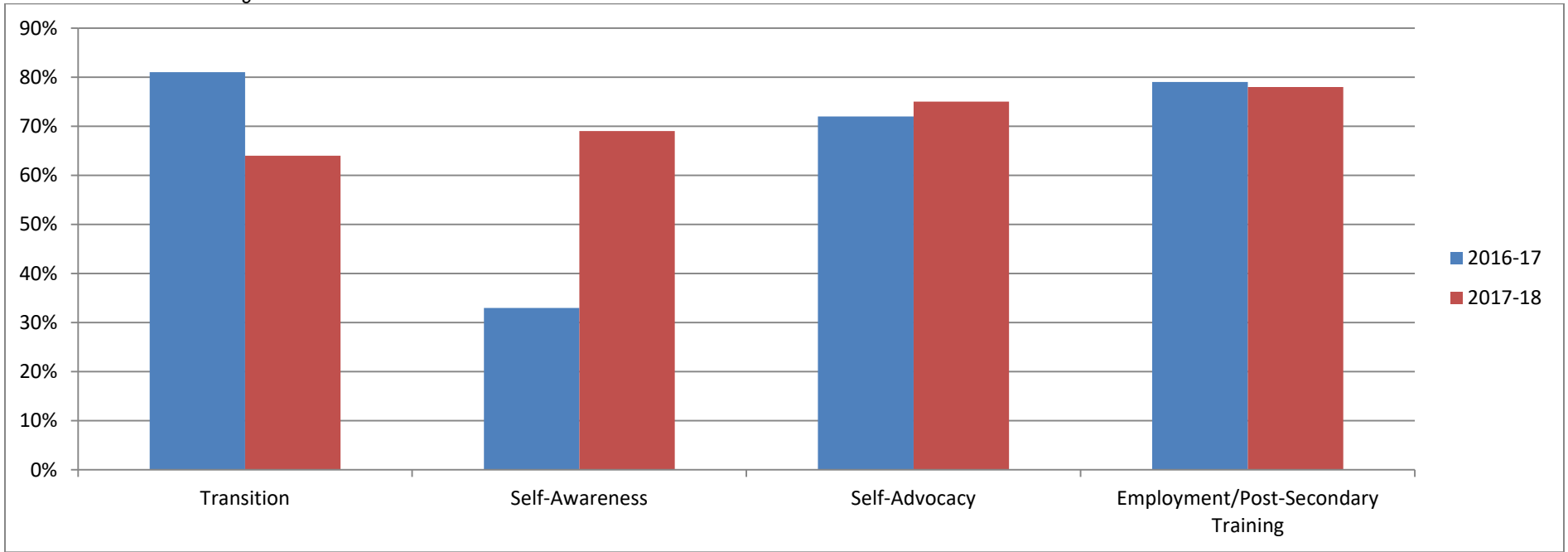


**Key program Info:**

**FY 2018 Outcome Data/Results**

Needs to make sense; use stats binder? Add number of students and schools?

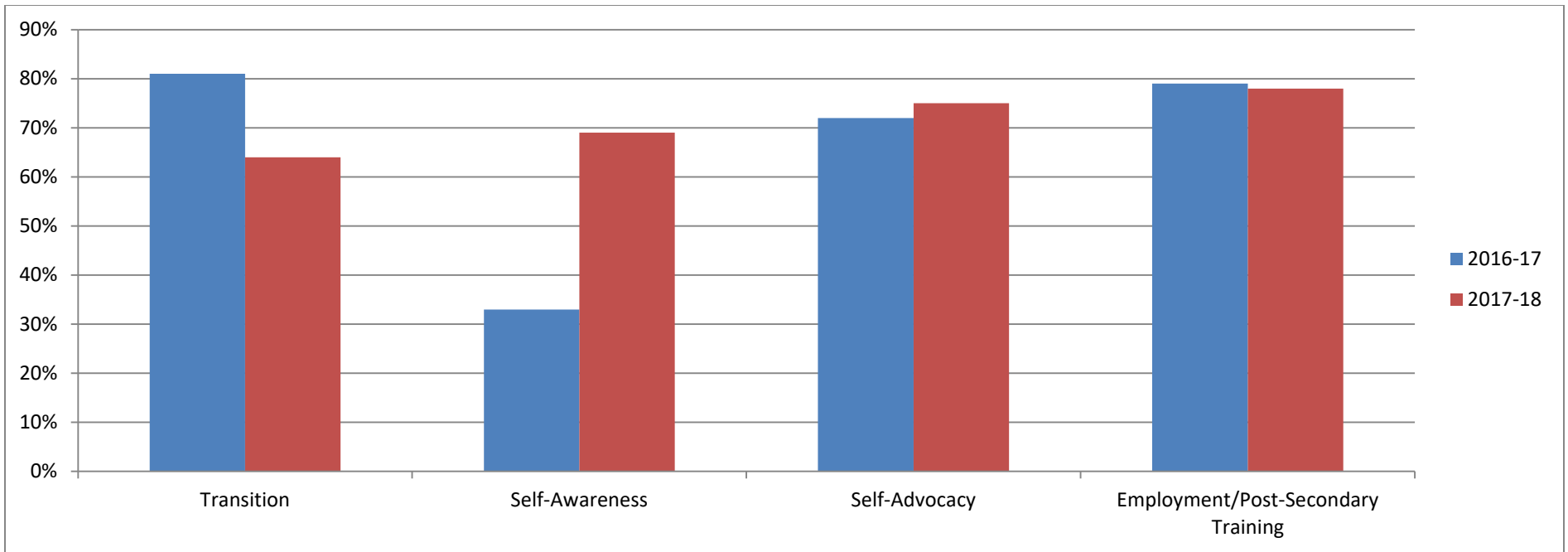
**Curriculum Services: Ignite** - designed to teach middle school students with high incidence disabilities to become active participants in their Individualized Education Plan (IEP) and Transition Plan meetings.



**Key program Info:**

**FY 2018 Outcome Data/Results**

**Curriculum Services: TNT** - designed to teach middle school students with high incidence disabilities to become active participants in their Individualized Education Plan (IEP) and Transition Plan meetings.

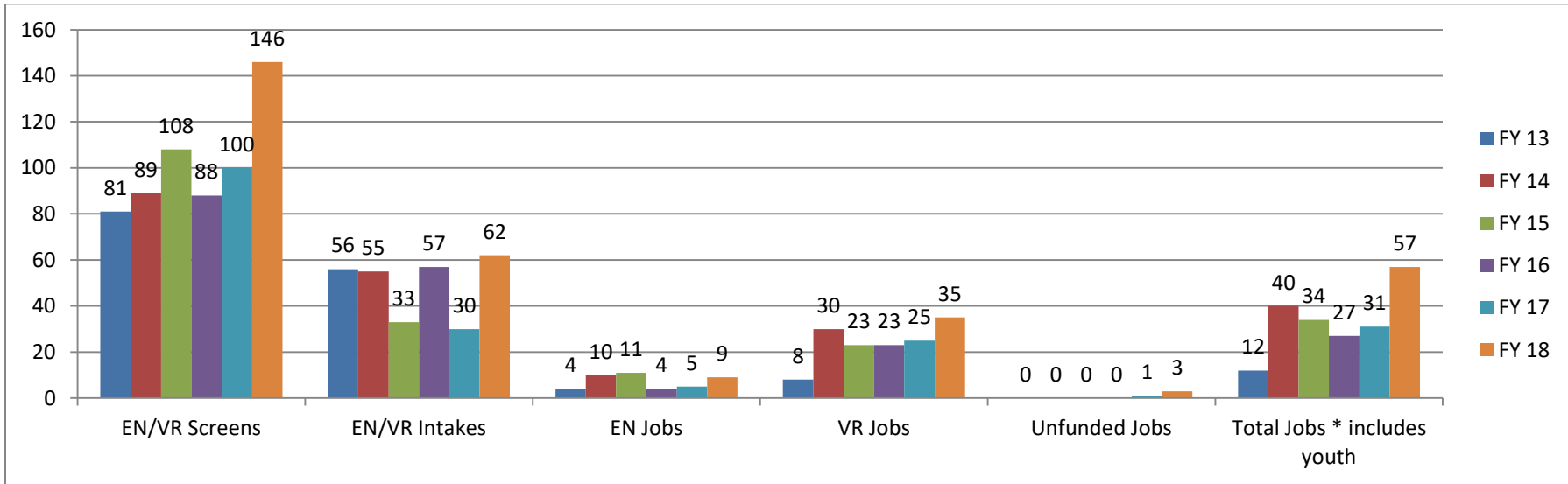


**Key program Info:**

**FY 2018 Outcome Data/Results**

Needs to make sense; use stats binder? Add number of students and schools?

**Employment Services – Funded by the State of Illinois Vocational Rehabilitation (VR) Contract and Social Security’s Ticket to Work Program (EN)**



Program Crossover: Many consumers transitioned from receiving our Employment Services via the VR contract to the EN contract. However an EN/Ticket to Work may access RAMP services without ever having an active VR case.

**FY 2018 Outcome Data/Results:**

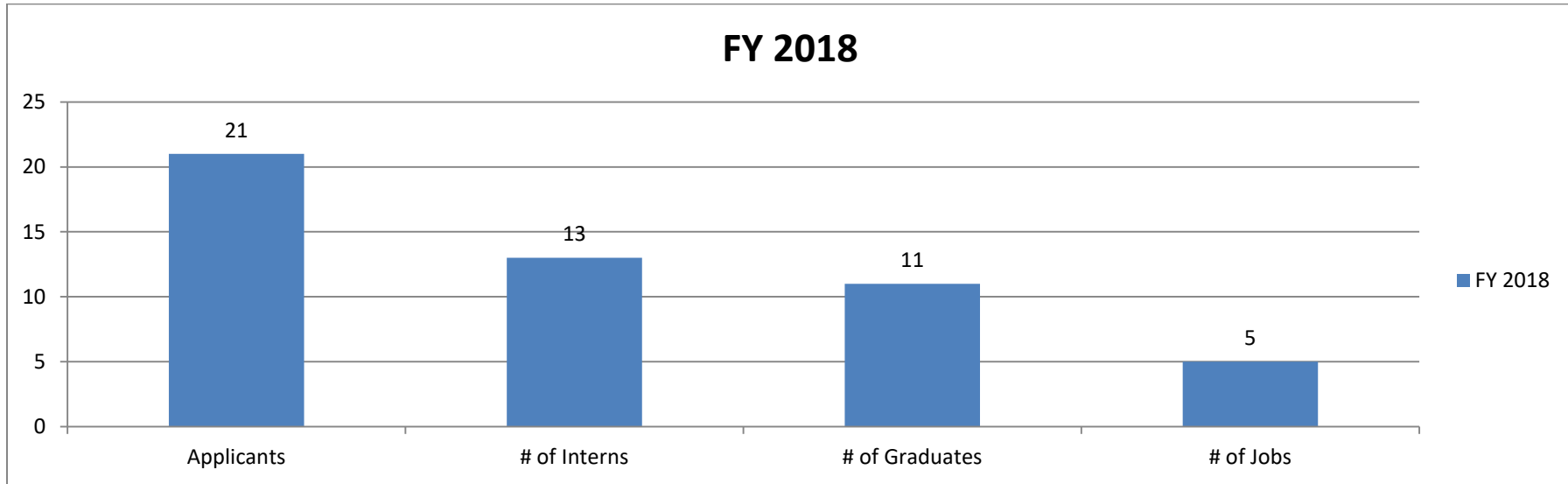
71% (83% year prior) of eligible consumers obtain a job as a result of working with RAMP. (Target is 80%)

53% (65% year prior) of consumers surveyed after 12 month milestone reduced dependence on government assistance. (Target 50%)

**Program Statistics:**

	FY 14	FY 15	FY 16	FY 17	FY 18
Average hours worked	27	29	28	26	24
Average hourly pay rate	\$10.49	\$11.83	\$10.85	\$10.27	\$10.78
Average # of applications	16	29	27	23	21
Average # of interviews	5	7	7	5	4

**Employment Services/ Project SEARCH** – Funded by the State of Illinois Vocational Rehabilitation (VR), participating school districts, and private dollars raised by RAMP.



**Key program Info:**

- New program/1<sup>st</sup> Year
- Students from FY 18 are not likely to get jobs until FY 19
- As of 8/6/18, 7 graduates were working, 1 graduate had dropped from the job search portion of program; therefore 3 youth actively seeking.
- Fiscal Year 2019 Project SEARCH started 8/21/18 with 13 new interns.

**FY 2018 Outcome Targets/Preliminary Results:**

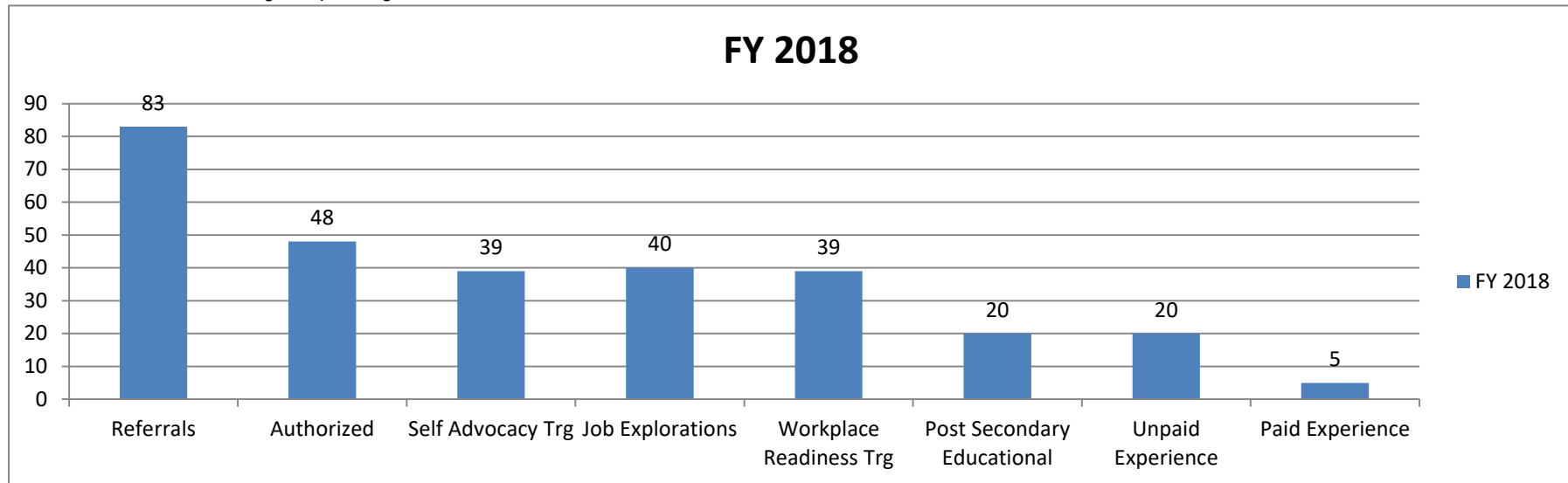
100% of interns will obtain employment in the community – currently 7 of 12 or 58%.

100% of interns will be earning minimum wage or higher – 100% of those working are earning minimum wage or higher.

100% of the interns will be working 16+ hours per week – 86% of those working are working more than 16 hours per week.



**Employment Services/Fast Track** – Pre-Employment Transition Services for Youth funded by the State of Illinois Vocational Rehabilitation (VR); designed to prepare youth for educational and vocational goals post high school.



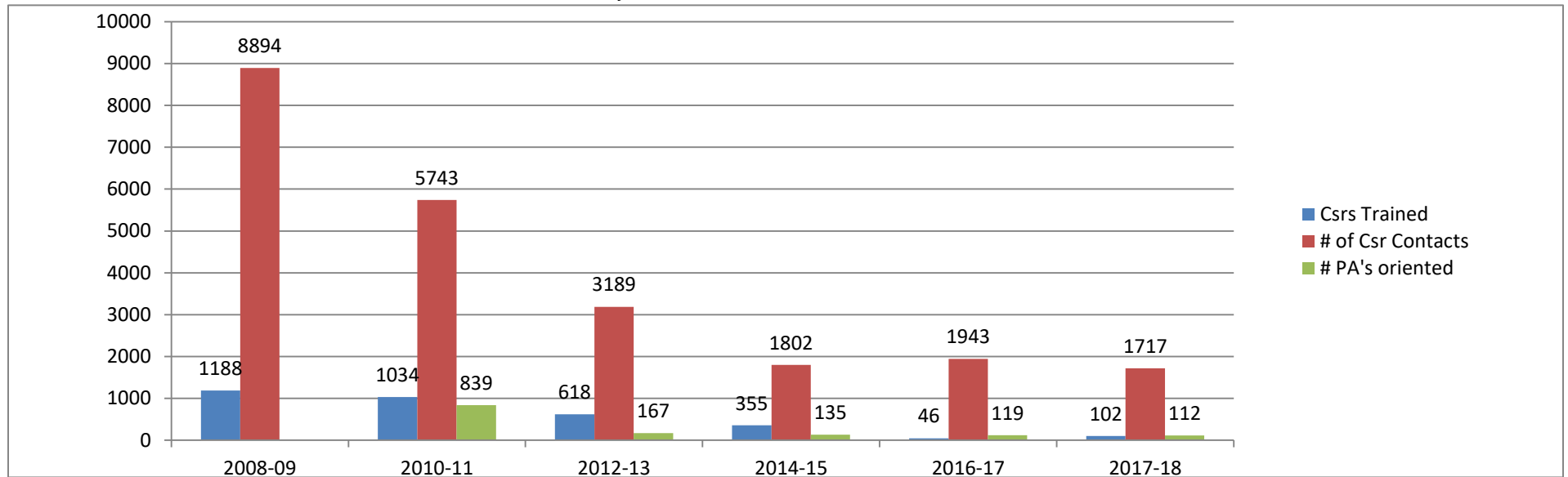
**Key program Info:**

- New program/1<sup>st</sup> Year
- FY 19 the program will be called Fast Track (vs. PTS or PETS)
- Late start to program due to lack of training for state employees
- Often times the State VR office took months to open/approve a referral. Next year this step will no longer exist
- We predict we will be requesting an addendum to drastically increase our \$65,000 annual contract by November 2018!

**FY 2018 Outcome Data/Results:**

86% of youth served stated their desired career and/or education path (Target 80%).  
 80% of youth served completed the training offered (Target 80%).  
 29% of youth served obtained a job shadow and or volunteer opportunity in the community (Target 10%).  
 20% of youth served obtained a job (Target 10%).

**Personal Assistant (PA) Referral Program** – Funded by the State of Illinois, Department of Rehabilitation with purpose of providing PA Management Skills Training and assisting consumers hire and maintain PA's with a PA Referral list maintained by RAMP.



**Key program Info:**

- DHS/Department of Rehabilitation significantly cut the funding to CIL's PA programs in 2009.
- Prior to FY 17, "Consumers Trained" included anyone who contacted RAMP about a PA need; Starting in July 2016, only those who received PA Skills Training could be counted.
- RAMP may not be providing PA Services after 10/1/2018 as DHS is looking for a state-wide provider vs. contracting with individual CILS.

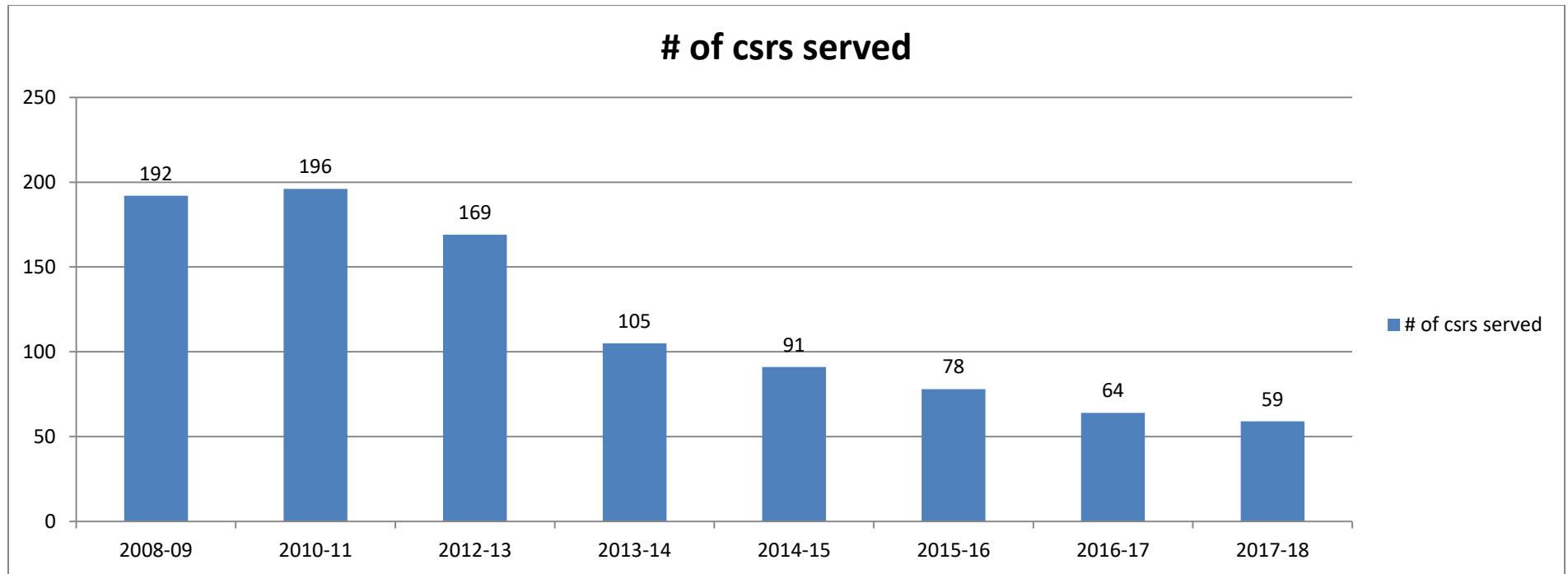
**FY 2018 Outcome Data/Results:**

76% of consumers surveyed who used our PA Training Skills service found it beneficial. (Target 75%)

85% of consumers surveyed who used our service feel more independent recruiting and managing their PA than prior to RAMP's assistance. (Target 75%)

92% of the RAMP consumers who needed to hire a PA, successfully hired one. (Target 75%)

**Traumatic Brain Injury Program** – funded by the State of Illinois with purpose of providing intensive case management to consumers who have a TBI to ensure they are able to remain living independently in the home vs. an institution. RAMP staff have a minimum of monthly contact via phone and/or face to face.

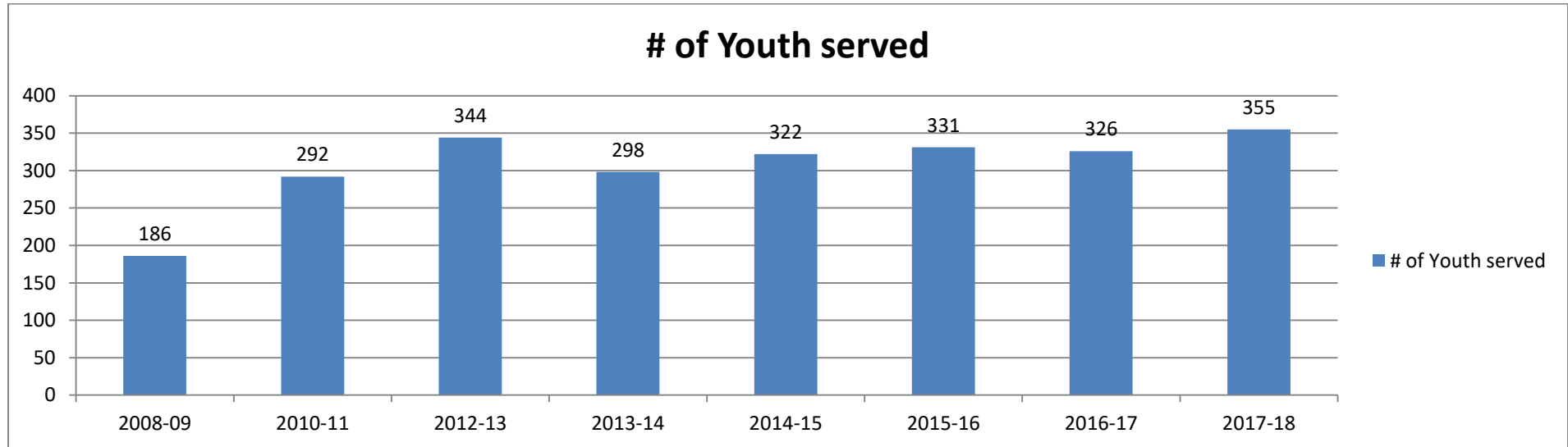


**Key program Info:**

RAMP’s TBI Case Management Program has been trending downward for several years due to various factors including:

- State funding cuts (less people found eligible/ transfers to non TBI case management)
- Transitions to Managed Care in Winnebago/Boone County in 2015
- Next round of Managed Care transitions to occur in FY 19.

**Youth Education & Advocacy** - This program exists to give children with disabilities, and their parents, the skills and information they need to ensure that their child receives a fair and equitable education as do their peers without disabilities. The program also works with school district staff to help them understand their responsibilities to children with disabilities and how to appropriately accommodate their educational needs.



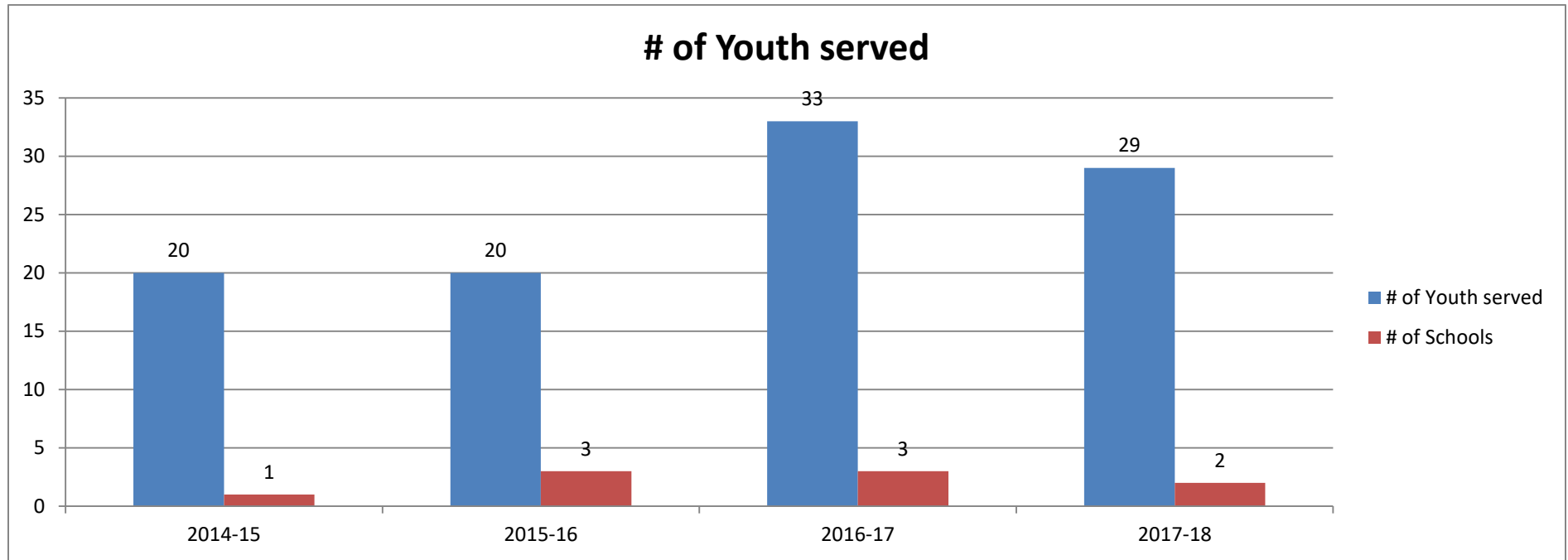
**Key program Info:**

- Youth Services Contract ended FY 17, new Pre-Employment Transition Services contract took its place.
- Record year of the number of youth served. Outreach for new PTS contract introduced families to our educational advocacy services.
- As of 8/1/2018, RAMP will be charging families for this educational advocacy service using a sliding fee scale. All services provided directly to the student such as skills training, peer support, information & referral, etc will be provided at no cost.

**FY 2018 Outcome Data/Results – Youth Surveyed at 1 and 5 year post graduation dates:**

- 92% of youth served stated they graduated (Target 90%).
- 82% of youth served enrolled in a training or post-secondary education program (Target 50%).
- 52% of youth served are working (Target 50%).
- 80% of youth served state their independence has increased due to their involvement with RAMP (Target 90%).

**Youth Transition Consultation-** RAMP assists school districts in assessing and exploring with their students their goals for post-secondary education, employment, and independent living. These reports are provided to the special education team to aid in the development of a student's Transition Plan.



**Key program Info:**

- Belvidere School District piloted this contractual relationship in FY 15.
- It has been difficult to market to schools because there is a cost associated with it AND we are marketing our youth employment and curriculum programs and it tends to be overwhelming to see the difference.
- Goal for FY 19 is for FastTrack/PTS staff to co-outreach with the managers in each of our counties to see if we can get any schools on board.

**FY 2018 Outcome Data/Results:**

80% of the students served stated a better understanding of the transition planning process & benefits of preparing early. (Target 75%)  
 87% of the students served were able to identify one or more new resource and or support. (Target 50%)  
 60% of the students served stated that their Transition Plan is preparing them for life after high school (Target 60%)  
 100% of educators surveyed stated RAMP's Transition Consult services assisted them in achieving their students goals. (Target 80%)

**Target Outcomes for the Categories measured were as follows:**

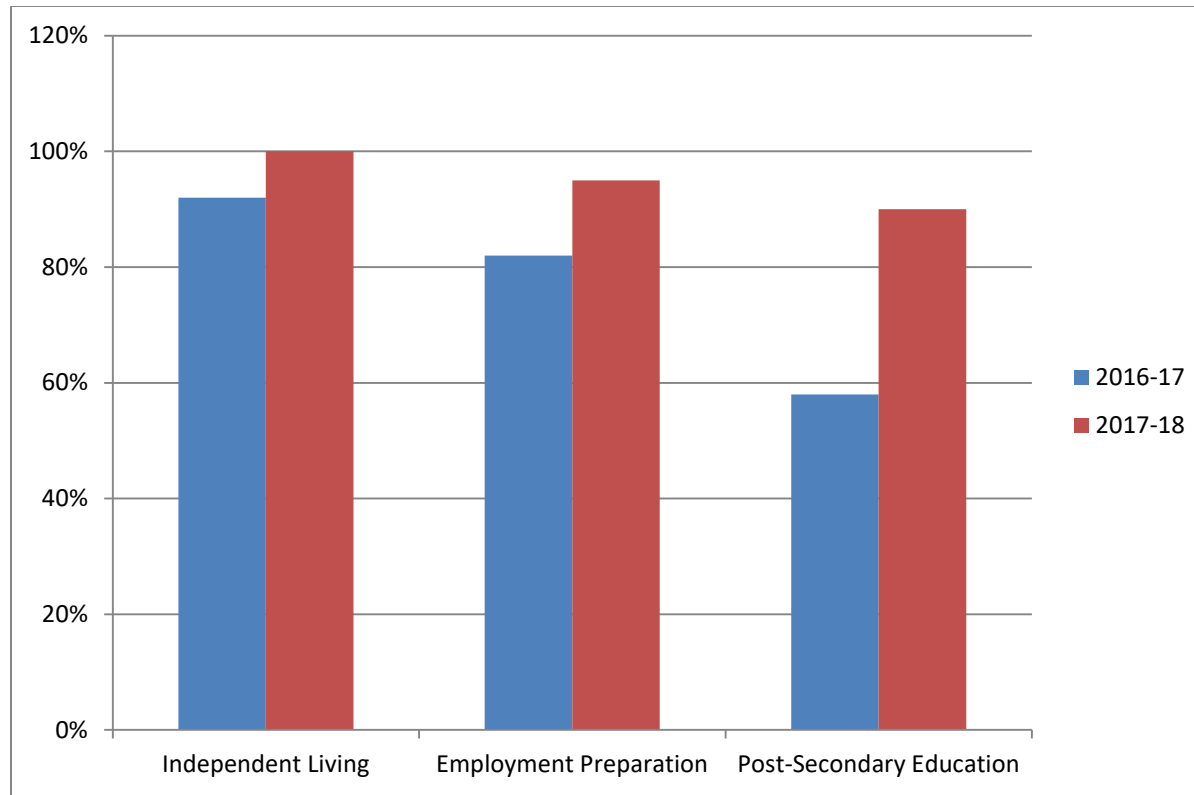
**Transition:** Upon completion of the program, percentage of students who plan to attend their next IEP meeting. Target is 80%. The reason 2017-18 is lower than 2016-17 is that students surveyed were 8<sup>th</sup> graders who had already completed all of their middle school IEP meetings (100% attended their meetings.)

**Self-Awareness:** Percentage of students who are able to identify their learning, communication, and personality styles. Target is 80%.

**Self-Advocacy:** Percentage of students who indicate they feel prepared to advocate for themselves at their IEP/Transition Plan meeting. Target is 75%

**Employment/Post-Secondary Training:** Percentage of students who select a goal for employment training or post-secondary training. Target is 75%.

## **Curriculum Services: T'NT 2017–18 Results**



**Target Outcomes for the Categories measured were as follows:**

**Independent Living:** Upon completion of the program, percentage of students who select a goal for housing. Target is 75%.

**Employment Preparation:** Percentage of students who complete a mock interview. Target is 80%. Other employment outcomes measured include number of students who indicate a desire to work and meet ability requirements. The target is 70%, and the past two years that target has not been met. In 2016-17, 21% of students met the goal, and in 2017-18, 48% of students met the goal. While this is an improvement, for the 2018-19 school year, we are going to lower the target to 50% as well as evaluate more thoroughly why we believe students struggle to meet this goal. One consideration is to change the outcome to any sort of future employment rather than immediate employment while in high school.

**Post-Secondary Education:** Percentage of students who select a goal for employment training or post-secondary training. Target is 75%.