



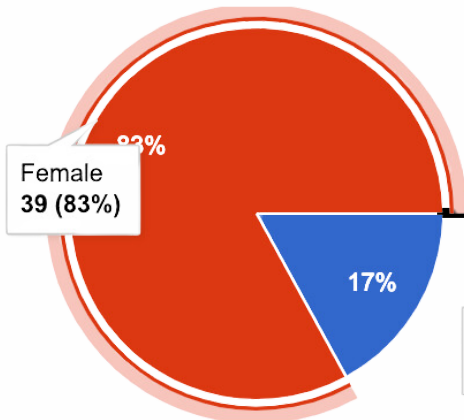
***Point In Time - 47 total responses**

This data reflects the results of the Melanated PEARL Housing Stability Survey Conducted in June 2023

2023 HOUSING STABILITY

-POINT IN TIME- NEEDS ASSESSMENT CLAYTON COUNTY, GA

**GENDER-
Demographics**

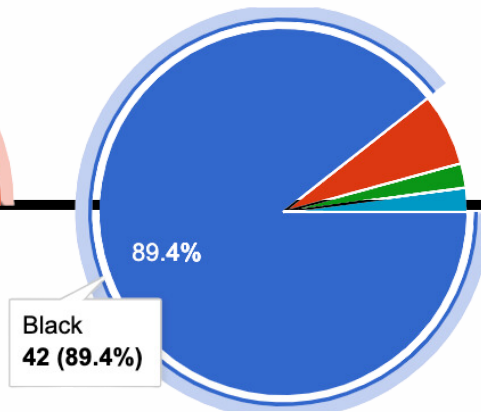


83%

Identify As Female

- Male
- Female
- Prefer not to say

**RACE-
Demographics**

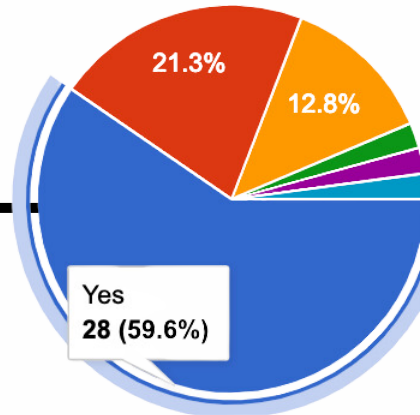


89.4%

Identify As Black

- Black
- White
- Asian
- Mixed
- Hispanic
- Identity with two or more races

Employment Status

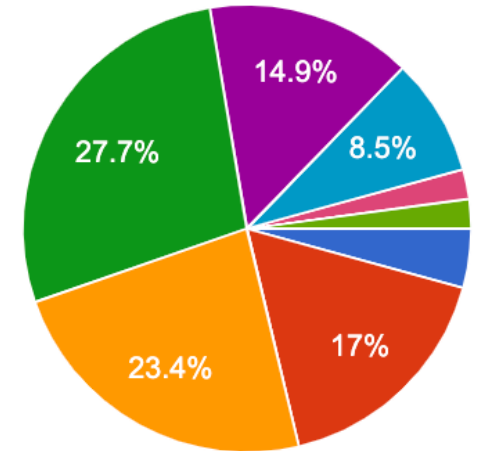


59.6%

Identify As Being Employed

- Yes
- No
- Other Source of Income (SSI, Social Security, Etc)
- VA benefits
- Self contractor 1099 worker
- braider

**AGE-
Demographics**



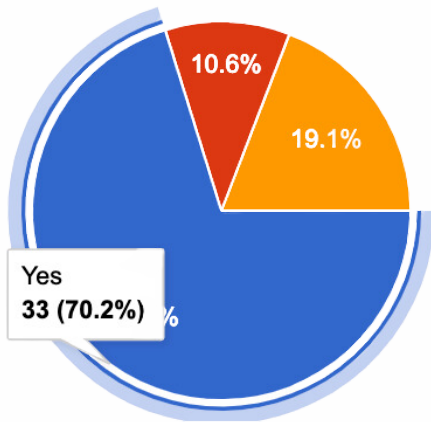
- 18-20
- 21-25
- 25-30
- 30-39
- 40-49
- 50-59
- 60-64
- 65+

***Point In Time - 47 total responses**

This data reflects the results of the Melanated PEARL Housing Stability Survey Conducted in June 2023

2023 HOUSING STABILITY -POINT IN TIME- CLAYTON COUNTY, GA

Do you have children?

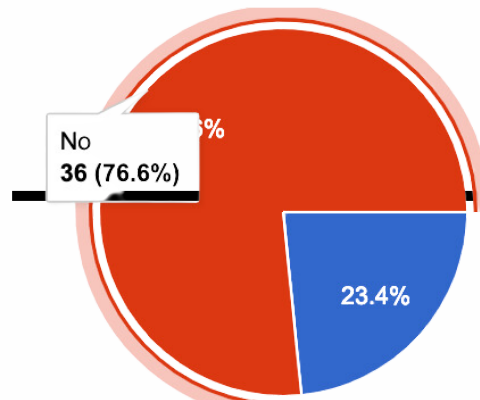


70.2%

Identify As Parents

- Yes
- No
- Yes but not with me

Do you have children enrolled in CCPS?

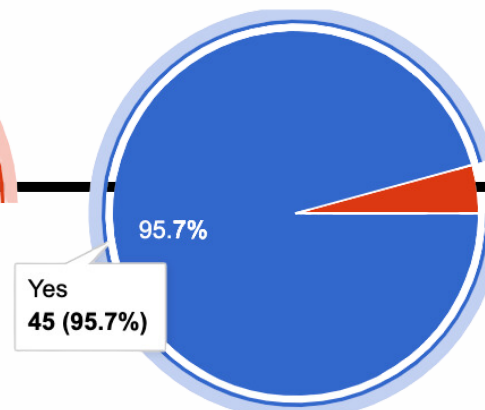


23.4%

Identify As Clayton County Public School Parents

- Yes
- No

Have you been looking for a permanent placement?

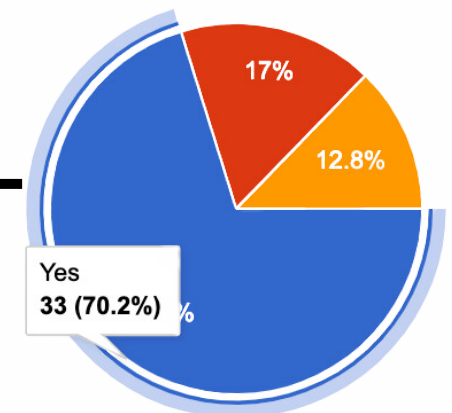


95.7%

Identify As Actively Seeking Permanent Housing

- Yes
- No

Do you need assistance with MOVE-IN Fees?



70.2%

Identify As Needing Financial Assistance with Move In Fees

- Yes
- No
- Maybe

